


FOR THE **HOMEBREWER & BEER LOVER**

# zymurgy®

► The Journal of the American Homebrewers Association ◄

## Heavenly BREWS OF BELGIUM



In this issue:

# 15

**BEERS  
YOU  
CAN  
BREW**

**The Lure  
of Trappist  
Beers**

**BELGIAN  
SESSION  
BREWS**

**How to  
Build a  
Jockey  
Box**

**PLUS:** National Homebrewers Conference Preview

**BA**  
BREWERS  
ASSOCIATION  
A Publication of  
the Brewers Association  
[www.beertown.org](http://www.beertown.org)

\$5.50 US / \$8.00 CAN




RESTAURANT




BREWHOUSE

*Deep-Dish Pizzas, Burgers, Salads, Sandwiches  
and Award-Winning Handcrafted Beers.*




### BARBEQUE CHICKEN PIZZA

Pairs perfectly with BJ's Jeremiah Red®




### BALSAMIC GLAZED CHICKEN

Pairs perfectly with BJ's Brewhouse Blonde®



### BJ'S FAMOUS PIZOKIE®

Pairs perfectly with Tatonka® Stout



### BJ'S NIT WIT®

BJ's featured seasonal award-winning Witbier.

Great American Beer Festival Winner\*

Belgian-style Wheat Category

- Gold Medal 2007
- Gold Medal 2004
- Bronze Medal 2005

World Beer Cup® Winner\*

Belgian-style Wheat Category

- Silver Medal 2006

\*Brewed at BJ's Chandler brewery

### BJ'S HANDCRAFTED BEERS

BJ's commitment to traditional brewing  
combined with our constant innovation  
has yielded multiple awards.

PROUD SPONSOR OF THE NATIONAL HOMEBREWERS ASSOCIATION CONFERENCE IN OAKLAND.

HANDCRAFTED SODAS • LOCAL AND IMPORTED CRAFT BEERS ON TAP

QUARTERLY BEER DINNERS • BOTTLE-CONDITIONED BELGIAN ALES

[WWW.BJSRESTAURANTS.COM](http://WWW.BJSRESTAURANTS.COM)



We've been called the "Chateau Latour"  
among American micro-breweries...



*Bottling Line*  
Sierra Nevada c. 1980

...I guess some chateaus are more  
humble than others.



In 1980, with a hand-built brewery and  
some new ideas about beer, we created  
Pale Ale with a dedication to the bold  
complexities of whole cone hops.

Today we use more whole-cone hops than any brewery in the world and we believe that  
with dedication and quality ingredients, great beer can come from anywhere,  
even the most humble of places.



**SIERRA NEVADA BREWING CO.**

*Chico, California*







by Jill Redding

## Beerdrinker of the Year

**W**hen I told a few people I was going to check out the Beerdrinker of the Year finals in February, their responses were similar.

"So, is the winner the person who can slam down the most beer?"

Um, no.

For the 13th Beerdrinker of the Year competition, held February 21 at the Wynkoop Brewing Co. in Denver, drinking beer was actually a small part of the equation. The three finalists—Cody Christman from Golden, Colo., Phil Farrell from Cumming, Ga. and J. Mark Angelus from Nehalem, Ore.—are beer lovers, beer students, beer educators and, in the case of Christman and Farrell, homebrewers. They were whittled down from a large list of applicants and put to the test before a standing-room-only crowd that included Wynkoop founder and Denver mayor John Hickenlooper, and Left Hand Brewing Co. founder Eric Wallace.

Before a panel of seven judges and moderator Marty Jones of Oskar Blues, Christman, Farrell and Angelus spent two hours discussing and demonstrating why they should be Beerdrinker of the Year. They faced a weigh-in. They read opening statements. They were grilled by the judges. They staged a "beer whispering" in which they had to hold a 60-second conversation with a beer they brought to the finals. They participated in a "bribing of the judges," which is, according to contest rules, "appreciated but ignored." Christman presented the judges with beer from "Golden's third-largest brewery"—his basement homebrewery. Farrell sang a song. Christman said if he were involved in politics, his economic stimulus package would be an actual package—a case of locally brewed craft beer presented to every American.

They had to strike a Beerdrinker of the Year "pose" in anticipation of their win. They had to decide which airports have the best beer (Portland, Seattle and Munich, in case you're wondering). They had to sample two different blind tastings and determine what style and/or brand they might be (Christman and Angelus were forgiven by Jones for proclaiming the Oskar Blues Mama's Little Yella Pils to be slightly skunky.) And on it went.

The judges deliberated for nearly 45 minutes (a contest record, according to Jones) before picking Christman. "I think it was tougher being a judge than a finalist," said Matt Venzke, the 2008 Beerdrinker of the Year.

Venzke was joined on the panel by 2005 Beerdrinker of the Year Tom Ciccateri, Wynkoop head brewer Andy Brown, and beer writers, publicists and editors.

A huge roar went up from the partisan crowd when Christman was announced as the winner. He's the first from Colorado and was in a unique position to take advantage of the top prize—free beer for life at the Wynkoop, where Christman can be found every Friday evening, anyway.

"Beer is not a drink, it's a way of life," said Christman, who said beer affects every decision he makes in his life, including what to wear.

So, no, these guys were not slamming down beer on a beautiful Saturday afternoon in Denver, but were instead wowing the crowd with their knowledge and appreciation of beer. Maybe the competition should be called Beer Lover of the Year or Beer Appreciator of the Year. It's something to think about, perhaps over a pint or two.

**Jill Redding is editor-in-chief of Zymurgy.**

# zymurgy®

Journal of the American Homebrewers Association®

Publisher ..... Brewers Association™  
Editor-in-Chief ..... Jill Redding  
Art Director ..... Allison Seymour  
Graphic Designer ..... Kerry Fannon  
Graphics/Production Director ..... Stephanie Johnson  
Senior Designer/Web Designer ..... Julie Korowotny  
Sales & Marketing Director ..... Cindy Jones  
cindy@brewersassociation.org

Business Development Manager  
for Advertising & Sponsorship ..... Chris Pryor  
pryor@brewersassociation.org

Advertising & Sponsorship Coordinator ..... Stephanie Hutton  
hutton@brewersassociation.org

Marketing Coordinator ..... Meghan Storey  
meghan@brewersassociation.org

Circulation Coordinator ..... Brandi Tinder

**American Homebrewers Association®**

Director ..... Gary Glass  
Membership Coordinator ..... Kathryn Porter  
Project Coordinator ..... Janis Gross

**Brewers Association™**

The purpose of the **Brewers Association** is to promote and protect small and independent American brewers, their craft beers, and the community of brewing enthusiasts. The Brewers Association is a not-for-profit trade Association under Section 501(c)(6) of the Internal Revenue Code.

**BA Board of Directors**

John Bryant, Sam Calagione, Dick Cantwell, John Pinkerton, Richard Doyle, Mark Edelson, Gary Fish, Chris Graham, Ken Grossman, Kim Jordan, Greg Koch, Jim Koch, Nick Matt, Randy Mosher, Zac Triemer

Published by the American Homebrewers Association, a division of the Brewers Association, a not-for-profit organization located at 736 Pearl Street, Boulder, CO 80302-5006 USA. Membership is open to everyone. **Zymurgy** (ISSN 0196-5921, USPS 018-212) is the bi-monthly journal of the American Homebrewers Association and is published six times per year. Periodicals Postage Paid at Boulder, CO and additional mailing offices. Canada Post Agreement Number 41197537. Annual memberships are \$38 U.S., and \$44 International and include a \$35 subscription to **Zymurgy**.

Changing your address? Let us know in writing or e-mail your address changes to [info@brewersassociation.org](mailto:info@brewersassociation.org).

**Zymurgy** welcomes letters, opinions, ideas, article queries and information in general from its readers. Correspondence and advertising inquiries should be directed to **Zymurgy**, PO Box 1679, Boulder, CO 80306-1679, (303) 447-0816, FAX (303) 447-2825, [www.beertown.org](http://www.beertown.org). All material ©2009, American Homebrewers Association. No material may be reproduced without written permission from the AHA.

The opinions and views expressed in articles are not necessarily those of the American Homebrewers Association and its magazine, **Zymurgy**.

POSTMASTER: Send address changes to: **Zymurgy**, 736 Pearl Street, Boulder, CO 80302-5006. Printed in the USA.



# zymurgy®

## COLUMNS

- 2 | **EDITOR'S DESK**  
By Jill Redding
- 49 | **WORLD OF WORDS**  
*Contrarian Golden Lager*  
By Charlie Papazian
- 64 | **LAST DROP**  
By Gary Glass

## DEPARTMENTS

- 4 | **BEEROSCOPE**
- 7 | **DEAR ZYMURGY**
- 9 | **DEAR PROFESSOR**
- 13 | **CLUB ONLY**
- 37 | **HOMEBREW MARKET**
- 45 | **COMMERCIAL CALIBRATION**
- 51 | **WINNERS CIRCLE**
- 53 | **CALENDAR**
- 57 | **AHA MEMBER SHOPS**
- 62 | **ADVERTISER INDEX**

## Features

- 16 | **Heavenly Brews** By Roy Stevenson and Joe Stange  
Belgian Trappist breweries are revered among beer lovers. What is it about Trappist beer that makes it so sought after in beer cellars the world over?

- 22 | **Dubbels: The Best of Everything Belgian** By Mark Pasquinelli  
I was torn between gulping my goblet or savoring every last drop. That was my first experience with a Dubbel, the beer that encapsulates the best of everything Belgian.

- 28 | **Seeing the Light: Belgian Session Beers** By Drew Beechum  
Not all Belgian beer slugs for the inebriation fence like a BALCO-juiced batter. There's a world to explore when it comes to Belgian session beers.

- 38 | **Showcasing Your Homebrew: Jockey Boxes** By Michael Fairbrother  
A jockey box needs to be functional, easy to use, and ideally pleasant to look at as you are showcasing all the craftsmanship that went into making your homebrew.

- 40 | **Sippin' on the Dock of the Bay** By Brian Cooper  
The nation's homebrewers will converge on the San Francisco Bay Area for the 31st annual American Homebrewers Association's National Homebrewers Conference.



## QUICK RECIPE GUIDE

Robust Porter .....	15	Schoolhouse Tafelbier .....	33
Dubbel Vision .....	24	Father's Reward Enkel .....	34
Dubbel Trouble .....	25	Brother Levonian Saison .....	42
Dubbel Indemnity .....	26	Sippin' on the Dock of the Bay IPA .....	44
The Bruery's Black Orchard Wit .....	30	Contrarian Golden Lager (Extract Version) .....	49
Wit Ginger, Not Mary Ann .....	31	Contrarian Golden Lager (All-Grain Recipe) .....	50
Belgian Bombshell .....	32	Big Hitter Barleywine .....	52
Talk to de Hand BPA .....	33		





## >> GET THERE!

### LE MONDIAL DE LA BIÈRE

The 16th annual Mondial de la bière takes place June 3-7 in Montreal, Quebec. Mondial de la bière is a tasting event highlighting quality beers from around the world.

Since its creation in 1993, the Mondial de la bière has provided beer lovers with a unique tasting experience offering quality products, many of which are presented exclusively at the festival. Visitors have had an opportunity to discover beers from the four corners of the world, as well as beers, ciders, mead, and a variety of foods that highlight Quebec artisans and products. Over the years, the Mondial de la bière has become a must for beer lovers, each year drawing more than 75,000 people.

New this year, there will be two Petit Pubs featuring beers from Japan, Sweden, Denmark, Italy, Belgium, the United States and Canada.



Other elements of the festival include education, entertainment, awards and a gastronomical Japan-themed evening featuring cheese and appetizers paired with beers, ciders and sake.

The event takes place at the Windsor Station and Courtyard in downtown Montreal. Admission to the festival is free. Tasting coupons are \$1, with tastings available for one to five coupons depending on the beer, for a 3- to 4-ounce pour in a souvenir glass.

In 2009, the Mondial de la bière has a new event debuting in Strasbourg, France in October. For more information go to [www.festivalmondialbiere.qc.ca/](http://www.festivalmondialbiere.qc.ca/).

### May 1-2 Southern California Homebrewers Festival

Lake Casitas, CA. 909-633-9103  
[president@calhomebrewers.org](mailto:president@calhomebrewers.org)  
[www.calhomebrewers.org/](http://www.calhomebrewers.org/)

### May 1-2 Cheers to Belgian Beers Festival

Portland, OR. 503-517-4352  
[www.luckylab.com](http://www.luckylab.com)

### May 15-17 Brewer's Memorial Ale Fest

Newport, OR. 541-867-3660  
[amy@rogue.com](mailto:amy@rogue.com)  
[www.brewersalefest.com](http://www.brewersalefest.com)

### May 16 West Coast Brewfest

Sacramento, CA. 916-225-2680  
[matsonian@yahoo.com](mailto:matsonian@yahoo.com)  
[www.matsonian.com/wcbf/home.html](http://www.matsonian.com/wcbf/home.html)

### May 30 SAVOR: An American Craft Beer & Food Experience

Washington, D.C.  
[www.savorcraftbeer.com](http://www.savorcraftbeer.com)

### June 6 Mountain Brewers Beer Festival

Idaho Falls, ID. 208-528-6223  
[www.northamericanbrewers.org](http://www.northamericanbrewers.org)

### June 26-28 North American Organic Brewers Festival

Portland, OR. [www.naobf.org](http://www.naobf.org)



## BREW NEWS: AMERICAN CRAFT BEER WEEK



Celebrate the flavor and diversity of American craft beer by participating in American Craft Beer Week May 11-17. American Craft Beer Week has been designated as a time for all legal-drinking-age Americans to explore and celebrate the flavorful beverages produced by our small, traditional and independent brewers.

American Craft Beer Week is a long established annual celebration of American craft brewers. In 2008, almost 170 brewery locations signed up to promote their special events. To find an event near you for 2009, go to [www.americancraftbeerweek.org](http://www.americancraftbeerweek.org). Plus, sign the Declaration of Beer Independence on Facebook at [www.tinyurl.com/acbw-fb](http://www.tinyurl.com/acbw-fb).



## GREAT BOOK: What's new from BLURB.COM

### MICROBREWERS 1981-1996: A PHOTO HISTORY


Beer enthusiasts will want to check out this new self-published hard-cover book from David Bjorkman and Victoria Thomas, former photographer, designer and editor of *The New Brewer* and *Zymurgy*.

"For me it was quite a strong emotional experience going through the pages," said American Homebrewers Association founder Charlie Papazian. "It will bring back some very strong memories for those who were 'there.' You can't come away without a great deal more respect for all those small brewers and beer enthusiasts who laid the groundwork for all the great beer we enjoy today."

In this homage to American microbrewers, international photojournalist Bjorkman (with text from Thomas) has created a photo gallery of brewers and breweries from 1981 to 1996. This collection of rare photos captures the early years of specialty brewing as the industry began its meteoric rise into the hearts of admiring beer lovers nationwide.

Bjorkman described his introduction to microbrewing: "The year was 1981. I had an assignment to photograph a homebrewing conference being held in Boulder (Colorado), coordinated by someone named Charlie Papazian. When I arrived during the judging session, I focused on a scruffy but charismatic British bloke. Nobody really knew who he was—only that he was a beer writer from London. He had come a long way for beer, and I asked him his name. 'Michael Jackson,' he said."

The book retails for \$64.95 and is available online through the [blurb.com](http://blurb.com) bookstore. A preview of the book is available at the Web site.



## THE LIST

# Beer of the Year Drinker

Cody Christman, who was crowned the 2009 Beerdrinker of the Year at the Wynkoop Brewing Co. in Denver on February 22, provided an impressive resume. Here's a by-the-numbers list of the qualifications of Christman, a software engineer from Golden, Colo.

- In 2008, Christman began teaching a Beer 101 course to friends and family in his home bar.
- 7 taps in basement brewery/pub, including 1 handpump/beer engine.
- Basement features a 7-foot bar.
- 3 refrigerators at home exclusively for beer and brewing.
- Visited 19 countries on four continents in search of beer history and culture.



## >> YOU'VE GOTTA DRINK THIS

### High Seas IPA

A truly refreshing and dangerously drinkable IPA. A rich, malty flavor with some sweet caramel malt up front and plenty of bitterness to balance the malt. The citrusy hop aroma and flavor are very pronounced and help to dry out the substantial malt content of this beer. It has a rounded finish with just a bit of lingering bitterness that makes you want another. A consistently great beer. I have never purchased one that tasted stale or past its prime. This is probably due to the quick turnover and the tall six-pack carrier design that blocks out most lighting. Cheers to Michigan Brewing Company!

Reviewed by Mike Winnie, Davisburg, Mich.



- More than 200 breweries visited, thousands of beers tasted.
- Award-winning homebrewer for 18 years (since the age of 21).
- American Homebrewers Association member since 1991.
- International Beer Club member since 2000.
- Member of Campaign for Real Ale (CAMRA)



If you've had a beer you just have to tell the world about, send your description, in 150 words or fewer, to [jill@brewersassociation.org](mailto:jill@brewersassociation.org).



Good cheer.  
Great beer.



Beer. It's one of our favorite  
Simple Pleasures.<sup>SM</sup> So we rounded  
up the finest beers for our  
Best Brews<sup>SM</sup> Program. Got our  
very own Chief Beer Officer, too.  
Learn more at [fourpoints.com](http://fourpoints.com)  
and you'll even find some  
great offers just for you.

FOUR  POINTS  
BY SHERATON

[FOURPOINTS.COM](http://FOURPOINTS.COM)

Please drink responsibly. Be safe. Stay with us.

Program currently available in most North American Four Points by Sheraton. ©2008 Starwood Hotels & Resorts Worldwide, Inc.  
All rights reserved. Four Points by Sheraton and the Pinwheel logo are the trademarks of Starwood Hotels & Resorts Worldwide, Inc., or its affiliates.



# Making Beer Back in the Day

Dear Zymurgy,

Adam Beck asks the Professor why grocery stores don't carry malt extract anymore (January/February 09), and that takes me way back. Actually, while the good Prof describes this as the "dark ages," I have some fond memories of those days.

My first batch of homebrew was made about two years before President Carter made homebrewing legal. Armed with Byron Burch's little book, I marched into my local Sparkle food market and found most of the ingredients I needed. Two cans of Blue Ribbon (yes, *that* Blue Ribbon) malt extract from the baking

goods section, along with the yeast (yuck). From the start I thought that if one can of extract was good, two would be better, and skip the sugar! A bag of cork-lined bottle caps was there next to the canning jars, along with a little scary capper you used with a hammer to crimp the caps home. The bakery gave me an old 5-gallon frosting bucket. Hops were the only missing ingredient, but the little natural foods store down the street had some (variety? Who knew? At least they claimed they were hops!).

Wasn't something I'd be proud of today, but back then it was good enough my friends helped me drink it while we bemoaned the fact that dark beer of any sort was hard to come by in the Midwest. Soon enough it was time to make some more, and my life of crime and krauesen was well begun...

Regards,  
Cal Frye  
Oberlin (Ohio) Area Fermentation  
Specialists (OAFS)

## Sparge Sprayer

Dear Zymurgy,

I really enjoyed your third annual gadget issue (January/February 09). I would really like to build Randy Groninger's Sparge Sprayer from the 10 Homebrew Gadget and Tricks article. Unfortunately, the two pictures don't show enough detail about how the unit is assembled. Namely, what order do the washers go in and is the bolt head inside the end cap or is the nut inside the end cap. If possible, could you please give a little more detail on this? What a great idea and inexpensive too!

Thanks,  
Dave Chart  
Highlands Ranch, Colo.



A carriage bolt (far left) holds the assembly together.



The large washer and small washer ride against the carriage bolt head.



The assembly through the mash tun lid.

Randy Groninger responds: *Thanks for your interest in the sprayer! The item missing from the Zymurgy photo (it was cropped out of the final picture) is a 3/4" x 3/16" diameter carriage bolt. The large washer (1-1/2" diameter with a 3/8" hole) and small washer (7/8" diameter with a 3/8" hole) ride against the carriage bolt head. The carriage*

## AMERICAN HOMEBREWERS ASSOCIATION GOVERNING COMMITTEE

- **Chairperson**  
**Chris P. Frey**, Saline, MI
- **Vice Chair**  
**David Logsdon**, Odell, OR
- **Secretary**  
**Susan Ruud**, Harwood, ND

**Drew Beechum**, Valley Village, CA  
**Denny Conn**, Noti, OR  
**Chris Graham**, Concord, CA  
**Harold Gulbransen**, San Diego, CA  
**David Houseman**, Chester Springs, PA  
**Bob Kauffman**, Lafayette, CO  
**Randy Mosher**, Chicago, IL  
**Jeff Renner**, Ann Arbor, MI  
**Curt Stock**, St. Paul, MN  
**Gordon Strong**, Beavercreek, OH  
**Roxanne Westendorf**, Cincinnati, OH  
**Jamil Zainasheff**, Elk Grove, CA



bolt is inserted through the end cap with the nut inside, holding the assembly to the cap. After each use, be sure to check the nut. I've had the whole thing come apart in the mash tun when I didn't check it between brews.


Here are a couple other pictures that will hopefully help. The last one shows the assembly through my mash tun lid. The female end cap is screwed onto a male fitting at the end of the pipe coming in to the mash tun. I use a pump, and get good pressure and spray. I haven't tried using the sprayer by gravity feeding the water supply.


## Correction

The Organic IPA recipe in the March/April 2009 *Zymurgy* (page 20) included an incorrect hops bill. Here is the correct portion of that recipe:

0.5 oz	(14 g) Organic NZ Pacific Gem hops (16.3% AA) 60 min
0.5 oz	(14 g) Organic NZ Pacific Gem hops (16.3% AA) 20 min
0.4 oz	(113 g) Organic U.K. First Gold hops (6.8% AA) 20 min
0.6 oz	(170 g) Organic U.K. First Gold hops (6.8% AA) 10 min
1.0 oz	(28 g) Organic NZ Cascade

1.0 oz	hops (8.6% AA) 1 min
	(28 g) Organic NZ Cascade
	hops (8.6% AA) dry hop for 7 days

Send your letters to **Dear Zymurgy**, PO Box 1679, Boulder, CO 80306 or e-mail [jill@brewersassociation.org](mailto:jill@brewersassociation.org). Hey homebrewers! If you have a homebrew label that you would like to see in our magazine, send it to Allison Seymour, Magazine Art Director, at the above address or e-mail it to [allison@brewersassociation.org](mailto:allison@brewersassociation.org). 



**Stay away from my beer... make your own!**

AHA Founder and Brewers Association President, Charlie Papazian. He's still in it for the love of brewing - homebrewing 18 times a year.

**Brew Better Beer.**  
Join the AHA's Community of 17,000 homebrewers.



## Membership has its benefits.

- Enjoy discounts on beer and food at pubs across America.
- Get advice from the daily Email Forum.
- Receive *Zymurgy* - longest running homebrewing magazine in the world!
- Members-only session at the Great American Beer Festival.<sup>SM</sup>

**www.beertown.org**

Join for \$38 (US). International membership also available.



American Homebrewers Association  
[aha@brewersassociation.org](mailto:aha@brewersassociation.org) • 1.888.822.6273

American Homebrewers Association  
A Division of the Brewers Association  
[www.beertown.org](http://www.beertown.org)




**BREWERS ASSOCIATION BOARD OF DIRECTORS**

**OFFICERS**

- **Rich Doyle**, Chair  
Harpoon Brewery (MA) (term expires 2011)
- **Nick Matt**, Vice Chair  
Matt Brewing Co. (NY) (2011)
- **Mark Edelson**, Secretary/Treasurer  
Iron Hill Brewery & Restaurant (DE) (2012)

**AMERICAN HOMEBREWERS ASSOCIATION REPRESENTATIVES**

- **Chris Graham**  
Concord, CA (2011)
- **Randy Mosher**  
Chicago, IL (2010)

**AT-LARGE MEMBERS**

- **Jim Koch**  
Boston Beer Co. (MA) (2011)
- **John Bryant**  
Oskar Blues Brewing Co. (CO) (2010)

**BREW PUB REPRESENTATIVES**

- **Dick Cantwell**  
Elysian Brewing Co. (WA) (2010)
- **Mark Edelson**
- **John Pinkerton**  
Moon River Brewing Co. (GA) (2012)
- **Zac Triemert**  
Lucky Bucket Brewing Co. (NE) (2011)

**PACKAGING BREWERY REPRESENTATIVES**

- **Sam Calagione**  
Dogfish Head Craft Brewery (DE) (2012)
- **Rich Doyle**
- **Gary Fish**  
Deschutes Brewery (OR) (2010)
- **Ken Grossman**  
Sierra Nevada Brewing Co. (CA) (2012)
- **Kim Jordan**  
New Belgium Brewing Co. (CO) (2010)
- **Greg Koch**  
Stone Brewing Co. (CA) (2011)
- **Nick Matt**



by Professor Surfeit

# Holiday Cheer and Carbonation Woes



Hello Mr. Professor,  
I just did a beer from Charlie Papazian's *Complete Joy of Homebrewing* called Holiday Cheer. The directions say to bottle as soon as fermentation is complete. This doesn't seem right. With a big beer like this one, shouldn't I rack it and age it before bottling?

Matt Schwartz  
Saratoga Springs, N.Y.

Mr. Matt,  
I hear tell that this is one of the top five most popular recipes from Mr. Papazian's book (he's not a doctor). As with any ale, whether you racked into secondary or simply fermented only in the primary vessel, once it has stopped fermenting and cleared to your satisfaction, it's ready to bottle or keg. The key here is to let the yeast mostly fall out of suspension. How quickly this happens depends on a lot of factors.

Awaiting your results,  
The Professor; Hb.D.

## Holiday Cheer, Part II

Hello Mr. Professor Again,  
I had to update you on that Holiday Cheer brew. I bottled it about 10 days ago and couldn't wait to try it, so I prematurely cracked one. It's wonderful! I think this is my proudest beer yet! The sweet, smooth body is followed by a punch of spice and bitterness. It came out a nice dark amber.

A few questions: I didn't get any head...could this be due to opening it too soon, or something in the brew process? What is your secret to achieving good head retention? The beer isn't terribly carbonated. It has some fizz, but no bubbles are seen floating up to the surface.

I'm guessing I just need more conditioning time?

Matt Schwartz

Dear Mr. Matt,  
You again! Welcome back, faster than I thought. Sounds like you opened it too soon (just like you said) and perhaps you're conditioning the beer at temperatures too cool. Bump the temperature up to 70° F for at least a week in order to assure timely carbonation for the holidays (though it's too late for the one you just had, obviously).

Best thing you can do for good head retention is to use clean glassware. Sometimes if you have extreme water chemistry to begin with,

that can deter head retention, so you might check that possibility out. Generally good malt, good hops and good clean technique equals good head retention.

Yours in and out of the holidays,  
The Professor; Hb.D.

## Bottling Ways and Means

Dear Professor,  
I have been brewing for about five years now and have been making ciders and meads for about eight. I need help on bottling. I know how to bottle, but I want to know what system is best for each application. My first mead was a black cherry melomel. I read it might take 10 years for a dark fruit melomel to reach its

**Master Brewers Program**

A unique, 18-week program that teaches in-depth knowledge of brewing science and brewery engineering. This program will help you pass the IBD Diploma in Brewing Exam and prepare you for high-level employment in the brewing industry.

**Professional Brewers Certificate Program**

An intensive, eight-week program designed to provide a legitimate, university-approved qualification in brewing science. This program will help you enter the brewing industry or advance your career.

[www.extension.ucdavis.edu/brew](http://www.extension.ucdavis.edu/brew)

We also offer short courses on various topics throughout the year.

For a free catalog, call (800) 752-0881 ext. 4712 or email [extension@ucdavis.edu](mailto:extension@ucdavis.edu).

**UC DAVIS  
EXTENSION**  
BREWING PROGRAMS



MICHELOB BREWING CO.



## OUR BREWMASTERS' PLAYGROUND.

*The quest for the finest beer led the original Michelob brewmasters around the world to develop their recipe. In that same spirit, the Michelob Brewing Company is a place to concoct, experiment and quite literally, shake things up. It's a playground for the best and brightest brewers to craft our next great beer.*



*Michelob.*



CRAFTING A BETTER BEER.



potential. I bottled it with a flip-top bottle and now realize the gasket will deteriorate in 10 years. I also just read the article on the 60-year-old meads in *Zymurgy* (November/December 2008) and that some of the corks were deteriorated, more so with the herb and fruit than the pure meads made with just honey. So my question is, what is better for the longest-lasting? Caps? Oxygen absorbing caps (are these overrated?) Corks, Belgian-style corks, flip-tops?

What is the best bottling/capping method for strong ales, imperials and triples, meads, melomels, cysers, Belgians? Does it matter with carbonation vs. still?

I just bottled my oak barrel cyser with green raisins in 12-ounce bottles with oxygen-absorbing caps and told my partner that we will drink one bottle a year for the next 50 years. I hope I used the correct method of bottling/capping.

Paul Erdmans  
Brewers on the Lake (BOTL)  
Holland, Mich.

Hello Paul,  
Now that was a load of questions! I'm loving it, but rather than try to answer each one in order, I'm going to just start discussing the way I see things.

Here we go with the introductory words, "generally speaking." So generally speaking, anything you bottle should have the best seal possible. Metal crown bottle caps work very well, so do corks and plastic stoppers provided you wire them down. One of the biggest considerations is how much time and expense do you want to put into the bottling procedures. Second, you need to consider how long your beer is going to be drinkable and when you want to drink it. You've asked all the right questions, kind of...

When I'm bottling my beers and meads for the ages, I want a seal that has a barrier resistant to oxygen ingress, i.e. slow movement of oxygen into the bottle through any incomplete barrier/closure. I also think about presentation of the final beer or mead.

To me, putting mead up in wine bottles and corking them is my idea of a great presenta-

tion. Now there are other beer cork alternatives but I personally don't have the equipment to deal with those corks nor have easy access to a supply. Corks are not perfect. They can sometimes seep liquid out or air in, so quality corks are essential. Don't be a cheapskate. To help assure minimal seepage, I melt common paraffin wax in a sauce pan. After corking and drying of the cork, I invert the bottle and dip the closure into the hot wax. I have a reasonable seal. Does it work? I've not done a lab test, but I do have 20-year-old beers and meads bottled in this manner and they are significantly better than any unwaxed 20-year-old mead or beer I've had.

When presentation is not a factor, I will use the best bottle caps I can find. To me that means oxygen-barrier quality. I also will hand-dip the capped and dried closures in paraffin. That's right, I dip my bottle-capped lambics and other precious strong ales, lagers and meads in wax too. It works well, at least for my lifetime.

You wonder about whether different types of beer would be better off with different types of closures. Perhaps you have a point there. For very acidic beers such as lambic and sour fer-

mented gems, cheap bottle caps should be avoided at all cost savings. Acid over time could possibly engage negatively with poor quality bottle cap linings. Corks or plastic "Champagne-type" stoppers might be a more dependable option.

You ask, does it matter if carbonated or still? If it's a cork you're using and it's carbonated, be sure to wire it down!

You can see that there's a lot to consider. If you are going to brew a Belgian strong ale, bottle it and figure on drinking it all within a six- to nine-month period, why bother with all the fuss? Simply cap it, age briefly and drink. Saves time and expense. But if you brew some beers for the ages, as I do, do it up as right as you can.

The whole ball of wax,  
The Professor, Hb.D.

**Hey homebrewers! If you have a brewing-related question for Professor Surfeit, send it to "Dear Professor," PO Box 1679, Boulder CO 80306-1679; fax 303-447-2825; or e-mail professor@brewersassociation.org.**

## The Region's Largest Home Beer & Winemaking Stores

# SOUTH HILLS BREWING SUPPLY

2212 Noblestown Rd.  
Pittsburgh, PA 15205  
(412) 937-0773

[www.southhillsbrewing.com](http://www.southhillsbrewing.com)

**Award winning  
Wit and Dubbel kits  
and large selection  
of Belgian grain**

**2000 Square Feet of...  
BEER & WINE SUPPLIES**

**Supplying Award Winning  
Brewers & Wine Makers  
Since 1972**

**Manufacturer of...  
Superferment®,  
Yeast Bank® &  
The Country Wines  
Acid Test Kit**

# Country Wines

3333 Babcock Blvd.  
Pittsburgh, PA 15237  
(412) 366-0151

[www.countrywines.com](http://www.countrywines.com)

**WHOLESALE INQUIRIES WELCOME**



# BLICHMANN<sup>TM</sup>

engineering



7, 14.5, 27 & 42 gal sizes

## Fermentor<sup>TM</sup>

Stainless Fermentor



## Therminator<sup>TM</sup>

Stainless Wort Chiller



*Coming Soon!*

## TopTier<sup>TM</sup>

Modular Brewing Stand

- Burners & shelves are infinitely adjustable - mount to all 4 sides!
- Mix & match burners and shelves to suit YOUR brewing needs.
- Stainless burner frames never rust!
- Accommodates ANY manufacturers pots, coolers and converted kegs.



## BoilerMaker<sup>TM</sup>

Brew Pots (10, 15, 20, 30, 55gal)



## BeerGun<sup>TM</sup>

Bottle Filler

[www.BLICHMANNENGINEERING.COM](http://www.BLICHMANNENGINEERING.COM)  
or visit your local Home Brew Retailer

# A BOLD ANNOUNCEMENT



# SAMUEL ADAMS<sup>®</sup>

## IMPERIAL SERIES

Introducing three new year-round Big Beers, the Samuel Adams<sup>®</sup> Imperial Series. Each style has been pushed to its limits for a truly unique drinking experience.



Take pride in your beer.<sup>®</sup>

© 2009 THE BOSTON BEER COMPANY, BOSTON, MA





# Converting Your Grain Bill to Extract

**W**hile all-grain brewing presents more opportunity for fine-tuning your beer recipes, malt extract makes the whole brewing process faster, with less cleanup, and it's great for high-gravity beers. So whether you are a novice or a veteran homebrewer, you may find yourself wanting to convert a great all-grain recipe to an extract one.

Brewing software certainly comes in handy here, but even without it, you can make do with a few simple rules and formulas when converting your grain bill to either full or partial extract. (Remember that you'll also have to convert IBUs for the hop component of your recipe, since hop utilization is lower for low-volume, high-density boils—unless of course you choose to dilute and boil the entire volume of liquid.)

Use pale extract for pale or Pilsner base malts, and keep in mind that because of the drying process, extract beer will always be a bit darker than all-grain beer. In fact, with a few styles like German or American Pilsner, you might not be able to achieve the same ultra-light hue that is possible with all-grain brewing. Some manufacturers make an "extra-pale" extract, but go by the extract's color rating if it's provided, rather than the description. Most of the palest extracts are between 5 and 10° L. For malt extract syrup, multiply the number of pounds of pale malt by 0.75 to get the equivalent amount of extract (so for 10 lb of two-row pale, you would substitute 7.5 lb of pale malt syrup). For dry extract, multiply by 0.6.

Any difference between dry extract and syrup? Well, yes: water. In terms of freshness, this can be a big difference. If your local homebrew shop has a fresh bulk supply of syrup, and they move a lot of it,



[TABLE 1] SPECIALTY MALTS TO USE WITH A MINI-MASH

Grain Type	°Lintner	Color (°SRM)	Description
Amber Malt	20	22	lightly toasty, biscuity
Aromatic Malt	29	26	rich, malty, bready
Brown Malt	0	65	biscuity, nutty, dark, toasty
Melanoidin Malt	10	20	rich, caramelized malt
Mild Malt	53	4	very lightly toasty, biscuity
Munich Malt	25-75	9-20	reddish-amber malt sweetness
Oats & Oat Malt	0	1	adds silky texture, may haze
Rye & Rye Malt	75	5	adds texture and grainy flavor
Sauer (Acid) Malt	0	3	lactic acid sourness
Smoked Malt	0	9	wood smoke—use sparingly
Special B Malt	0	180	very strong caramel, burnt sugar
Special Roast	6	50	toasty, dark biscuity
Torrified Wheat	0	2	popped wheat; adds body, foam
Victory Malt	50	25	toasty, nutty, biscuity
Vienna Malt	50	4	a light Munich; bronze color, malty

there's no reason to avoid it. Old cans of syrup can darken appreciably though, so skip the bargain bin and look for the freshest stuff you can find.

Of course amber and dark malt extracts

are also available, but it becomes more difficult to precisely replicate color and flavor using these, rather than using pale extract with specialty grains. This is because each manufacturer has its own formulations. While pale malt color doesn't fluctuate too



## RETAILERS; WHEREVER YOU ARE, WE'RE PROBABLY CLOSER!



### A note to home beer and winemakers:

You can browse the full (unpriced) Crosby & Baker catalog by visiting [www.Crosby-Baker.com](http://www.Crosby-Baker.com). Anything you see can be ordered for you by your local retailer from one of our 3 warehouses across the United States.

With the addition of our new facility in Salt Lake City, we cover the country to save you time and money!

We proudly feature all the great stuff and super service your business needs:

- Wine kits from RJ Spagnols
- Weyermann malts and extracts
- Muntons, Mountmellick, Coopers, and a great variety of other extracts and beer kits
- A complete line of beer and winemaking supplies

 **CROSBY & BAKER Ltd**

### SERVING THE INDUSTRY FROM:

- ♦ WESTPORT, MA ♦ ATLANTA, GA
- ♦ AND NOW SALT LAKE CITY, UT

RETAILER INQUIRIES ONLY: 1-800-999-2440

## Brew Ales With A Real **ENGLISH ACCENT!**

Brewers choose Danstar Windsor yeast to brew beers ranging from pale ale to porter that feature moderate alcohol levels and the flavor & aroma characteristics of the best traditional ales. Danstar yeast is true brewing yeast, selected for proven performance and superior flavor. Every batch of Danstar yeast is tested to insure it meets the most stringent standards of quality and purity, giving brewers the unmatched consistency and ease-of-use that only dry yeast can provide.

Bring out the best in your beer. Visit us at [Danstar.com](http://Danstar.com) for the complete line of Danstar brewing products.

Get *The Dry Yeast Advantage* with Danstar.



**[www.DANSTAR.com](http://www.DANSTAR.com)**





## Robust Porter (English version)

### Ingredients

for 5.5 U.S. gallons (21 liters)

<b>2 cans</b>	Coopers Light Malt Extract (6.6 lb, or 3.0 kg)
<b>0.75 lb</b>	(0.34 kg) CaraMunich Malt (40° L)
<b>0.75 lb</b>	(0.34 kg) Crystal Malt (20° L)
<b>0.5 lb</b>	(0.23 kg) Chocolate Malt (475° L)
<b>0.5 lb</b>	(0.23 kg) Special B Malt (120° L)
<b>0.25 lb</b>	(0.11 kg) Black Patent Malt (525° L)
<b>0.75 oz</b>	(21 g) *Target hops, 11% alpha acid (60 min)
<b>0.5 oz</b>	(14 g) *Golding hops, 4.75% alpha acid (15 min)
<b>0.5 oz</b>	(14 g) *Golding hops, 4.75% alpha acid (0 min)
<b>0.75 tsp</b>	(3 g) Irish moss (15 min)
<b>2 packages</b>	Wyeast 1098 British Ale Yeast or White Labs WLP002 English Ale Yeast, or a sufficient yeast starter Coopers Brewery Carbonation Drops for bottling to attain 1.5 to 1.9 volumes of CO <sub>2</sub>

**Original Specific Gravity:** 1.052

**Final Specific Gravity:** 1.013

**IBU:** 28.6

**ABV:** 5.3%

### Directions

Steep grains in 2 gallons (7.6 L) of cool water; heat to 170° F (77° C) strain grains and sparge with 2/3 gallons (2.5 L) hot water. Stir in malt extract and bring to a boil. Add bittering hops and boil for 45 minutes, then add aroma hops and rehydrated Irish moss and continue boiling for 15 minutes. Add aroma hops at the end of the boil (0 minutes). Cool the wort, and then pour into fermenter with enough cold water to make 5.5 gallons (21 L). Aerate and pitch yeast when temperature drops to 67° F (19° C). Ferment at 67° F (19° C) for one week or until fermentation is complete. Age in secondary for one week at 67° F (19° C). Prime with Coopers Brewery carbonation drops at bottling for a carbonation of 1.5 to 1.9 volumes of CO<sub>2</sub>.

\*Use similar hops, if Target or Golding hops are unavailable.



much from one brand to another, an amber extract may be 11° L from one seller, and 15° L from another.

Specialty grains like crystal and caramel malts, as well as roast grains, can be milled and steeped. Brewing sugars are also no problem. But other grains, like starch adjuncts and diastatic malts (i.e. malts that have the necessary enzymes for reduction of their starches to sugar when mashed) can sometimes be tricky. There are rice, corn and wheat syrups available for the starches, and some extract manufacturers now even produce a Munich malt extract blend suitable for bocks and Oktoberfest-style beers. But you may choose to do a mini-mash with other specialty malts.

Table 1 shows a list of some available

specialty malts that you might consider using with a mini-mash. Their diastatic power is usually supplied by the manufacturer, expressed in degrees Lintner. For reference, North American pale two-row malts are typically in the 125-135° Lintner range, with six-row types even higher; Belgian Pilsner malt is usually just above 100° Lintner; and the total grain bill of any mash needs to be at least 40° Lintner in order for all the starches to be converted to sugar. Some, like brown malt, are starchy and insoluble but have no diastatic power themselves—these should be mashed with diastatic malts for best extraction.

**Amahl Turczyn Scheppach is a former craft brewer and associate editor for Zymurgy, and now brews at home in Lafayette, Colo.**



### AMERICAN HOMEBREWERS ASSOCIATION CLUB ONLY COMPETITION

For more information, visit  
[www.beertown.org/homebrewing/club.html](http://www.beertown.org/homebrewing/club.html)

### Extract Beers

Entries are due May 2, 2009. Judging will be held May 9, 2009. Entry fee is \$7. Make checks payable to American Homebrewers Association.

### Entry Shipping:

AHA COC  
The Winemaker Shop  
3006 SE Loop 820  
Fort Worth, TX 76140

Hosted by Michael Porter and the Knights of the Brown Bottle club of Arlington, Texas, this competition covers all BJCP beer categories (1-23); however, extract must make up more than 50 percent of the fermentables. For more information, contact Michael Porter at [msrw15@sbcglobal.net](mailto:msrw15@sbcglobal.net).

Just Brew It !!



**1-800-441-2739**

[www.larrysbrewsupply.com](http://www.larrysbrewsupply.com)







Trappist





# THE HEAVENLY BREWS OF BELGIUM'S



## Trappist Monasteries

IT FEELS LIKE THE MIDDLE OF NOWHERE, AMID THE ENDLESS FLATLANDS AND ONE-LANE PATHS OF WEST FLANDERS. BUT TO THIS SMALL ABBEY COME THOUSANDS OF PILGRIMS FROM ACROSS EUROPE, NORTH AMERICA AND AROUND THE WORLD. THEY COME NOT TO PRAY, BUT TO DRINK.

Westvleteren is the village, so small it can hardly be called that, which is home to the Abbey of St. Sixtus. The monks here would likely be toiling in peaceful anonymity if it weren't for their famous ales. News stories proclaim them the "best in the world." The pilgrims come to find out for themselves.

Many just enjoy a chalice or two in the abbey's café. The fortunate ones collect two or three crates of the stuff from the abbey itself, having ordered it days or weeks in advance. On occasion the local phone network crashes under the weight of their calls. That's an improvement over the old system, when cars lined up for miles without any guarantee of getting beer.

So what's the big deal, anyway? Surely hype and scarcity do their part to make Westvleteren the holy grail of beers. But the other Belgian Trappist breweries—Achel, Chimay, Orval, Westmalle and Rochefort—are all highly regarded among beer lovers. Brewers look to them for inspiration.

What is it about Trappist beer that makes it so sought after, whispered about reverently in beer cellars the world over?

### THE STORY OF THE TRAPPIST BREWERIES

There are six Trappist breweries in Belgium and one more, Koningshoeven, just across the border in the Netherlands. The forefathers of today's Trappist monks left France after the turbulent Napoleonic era ravaged their monasteries—an edict abolished the right to join religious orders. So the monks left for Belgium, where, as Catholics, they were more welcome.

To this day, Trappists maintain the rigorous order of obedience passed down from the Cistercians: poverty, silence and humility. Expected to live off their own resources, they farm, cook, clean and make their own food and drink, some of which is sold to help finance the abbeys. Authentic Trappist products include butter, bread, cheese, pottery, soap and other curios, besides liquor and wine. And of course, beer—thus Trappists belong to the ancient and proud homebrewing tradition.

BY ROY STEVENSON AND JOE STANGE



By one early account, the monks would brew beer in two strengths, "one for the priests, and one for the nuns." To this day the stronger Trappist brews are sometimes called "father's beer." Early records show that beer was primarily for the monks' own use, then later for sale to the curious public. The Chimay Abbey of Scourmont was the first to brew commercially, in the 1860s.

Often imitated but rarely duplicated, authentic Trappist beer must be made within the abbey walls (even if it is bottled elsewhere, as with Chimay). Only then can it carry the

from the Trappists but cannot use that designation. Abbey beers, rarely shy about using religious imagery for marketing purposes, are all over the map in terms of quality. Many are sweet and over-spiced, some are credible imitations, and a few are interesting enough to set their own standard. They range widely in strength and color. About all they have in common is that they are not Trappist.

## THE MYSTERY OF TRAPPIST BEERS

Never underestimate the power of mystique. Whether or not we admit it, the story behind a beer affects how much we enjoy it—and it's hard to beat that classic image of a habit-wearing monk with a mashing fork. Beer aficionados love the idea that these beers are made *intra muros* at the abbeys, and thus must somehow be blessed by God. However, there are very earthly reasons these beers taste heavenly.

Today's Trappist breweries tend to be modern affairs with professional lay brewers, computerized equipment and fancy Web sites. This should not be a surprise: Since the days of St. Benedict, monasteries have long been centers of study and learning with few qualms about using state-of-the-art tools. While brewery updates such as cylindrical-conical fermenters are not always welcome among traditionalists, Trappist beers continue to set high standards.

The reason is plain enough: For the most

## TOP 5 TRAPPIST BEERS

For those lucky folks hunting Trappist beers for the first time, our list gives you a starting point. Some are widely available, others are very hard to get. We are not professional tasters. Our methodology is simple: Pure, biased, hedonistic opinion based on multiple trials during our combined years living in Belgium.

### 1. ORVAL.

The most idiosyncratic Trappist brew is also the most addictive. Vive le dry-hopping. Its mixed fermentation—with a strain of *Brettanomyces* in the house cocktail—is another part of the magic. Rarely do beers come any drier. Orvalophiles vary on how long to age it; some say fresh, some say up to five years or more. We say six months to a year is perfect. At 6.5 to 7 percent strength (depending on age), it's light for a Trappist. So have a few.

### 2. WESTVLETEREN 12.

Top rankings from sites like Ratebeer create demand for this beer. The difficulty of getting it only fuels the hype, since the hard-working monks ask that no one else sell it (please). Yet beer lovers abroad pay ridiculous gray market sums because they think they must try the best. This is a strong, dark ale of richness, harmony and contemplation.

### 3. ROCHEFORT 10.

Some connoisseurs argue for Rochefort's greatness over that of well-hyped Westvleteren. This is a true bedtime beer, warming and ponderous. It has a touch of coriander but doesn't overdo it. The chalice is nice and all, but we like a snifter to trap that incredible aroma—caramelized figs?—and hold it while we sip.

### 4. WESTMALLE DUBBEL.

Did you think we'd say the Tripel first? Close call. In the end we prefer the Dubbel for its slightly greater versatility with food—roast bird, grilled steak, Chinese food. It remains defiantly hoppy. It evolves with age, as the hops mellow and malt steps forward; yet fresh on draft it is a dangerously drinkable revelation.

### 5. WESTVLETEREN BLOND.

The abbey launched her in 1999. Since then she has quietly grown in the shadow of brothers 8 and 12. Those who visit the famous abbey café, In De Vrede, often skip right to the big boys. Yet she provides big character of her own, floral and hoppy, in a svelte and quaffable 5.6-percent frame.



prized hexagonal seal. Proceeds also must support the order or charity. Those who try to pass a counterfeit product off as the real thing are likely to face lawyers from the International Trappist Association.

That protection explains the separate and wider range of ales often referred to as "abbey beers." These take their inspiration

NORTHERN BREWER'S CIVILIAN BREWING DIVISION

## HEAVY BEERS ARE WORTH HIDING

HIGH GRAVITY BEERS KEEP FOR YEARS

# \$7.99

FLAT-RATE\* SHIPPING!  
in the contiguous USA.

Fast-order turnaround.

The complete and comprehensive source for all your homebrewing needs.

NB's HIGH GRAVITY PRESERVATION SQUADRON encourages you to start your high gravity beer today:

Wee Heavies, Barley Wine, Dubbel, The Number Eight, Imperial Beers, Bocks, Old Ales, Biere de Garde, Lord Fatbottom, Tripel, Big Honkin' Stout.

\*Some heavy and/or bulky items are excluded, such as glass bottles, sacks of grain, bulk DMG, and oak barrels.

homebrew supply  
NORTHERN BREWER

(800) 681-2739  
www.northernbrewer.com



# MAKING THE PILGRIMAGE TO ST. SIXTUS



Thanks to hype, high quality and scarcity, the Westvleteren beers are easily the most sought-after Trappist ales. In theory they are only available from the Abbey of St. Sixtus itself or the In De Vrede café across the street, where you can always drink them and often buy a six-pack. Otherwise, as a condition of sale, the monks ask that the beers not be resold.

We believe in honoring their wishes. So, it's time to prioritize that trip to Belgium you've been meaning to take all these years. And when you do, here's how to get two or three cases of your very own.

First, plan to rent a car. (You can cycle or walk to Westvleteren from nearby Ieper or Poperinge, but good luck carrying all that beer.)

Second, call 070 21 00 45 (or 011 32 70 21 00 45 if calling from the States). There will be recordings in Dutch, French and English. Listen and find out when you can call back to reserve which type of beer.

Next, call again at the reservation time. Be patient, because the line will be busy. Set aside some time and be serious about hitting redial over and over until you get through. Remember that great beer lies at the end of your quest. For the record: It's never taken us longer than 45 minutes to get through. Sometimes it's only five or 10.

When you get through, make your appointment. Don't worry, he speaks English. Tell him your license plate number (if possible) and how much beer you want.

Finally, show up on time. In fact, be early enough to enjoy some in the café across the street. Then go get your treasure. The Westvleteren 12 will run you €36 per case (about U.S. \$48), or about \$2 a bottle.

Carefully ship the beer or pack it in your luggage (just imagine the sight of all that Westy in your cellar). If there's not room in your suitcases, go ahead and drink some. You earned it. And the brothers approve.

part the monks remain stubborn about making full-flavored beers based on tried-and-true recipes. They may tweak the recipes from time to time, but we are dealing with a dogged conservatism befitting a 1,500-year-old religious order.

They weathered the postwar decades when taste disappeared from our slickly packaged foods and drinks, often to be replaced with corn syrup. When craft beer movements awoke in Belgium, U.K. and the U.S., the Trappist ales had been there all along. They offered an enlightening window to a more flavorful past.


Trappist breweries don't share their recipes as a rule, but there are plenty of credible clones out there. Most of the tricks are known well enough. Like most Belgian ales, bottle refermentation with a little sugar and yeast is part of the equation.

So are adjuncts, with substantial amounts of candi sugar and/or wheat starch used to lighten the body and enhance drinkability. In this case the candi sugar is not the plain stuff found in most homebrew shops, but a darker variety that lends color and flavor.



Monster Mills by Monster Brewing Hardware are made in the USA on modern CNC equipment with state of the art accuracy for discriminating home brewer.

**Why settle for second best?**



**WWW.MONSTERBREWINGHARDWARE.COM**

**"IT'S ALWAYS BETTER TO HAVE A BIGGER TOOL THAN YOU NEED."**  
- MONSTER MACHINIST



The yeasts tend to enjoy relatively warmer fermentations to produce the classic fruity esters. Hops are of the Noble varieties and used mainly for bittering. Spicing, if done at all, must be subtle.

Any homebrewer who's successfully pulled off a good Trappist clone knows you don't need a cross nailed to the brewhouse walls. It's simple: These beers remain great because of how they're made. Of course, a little hype and mystique doesn't hurt either.

## THE BREWERIES

**Orval:** The present abbey, Notre Dame

d'Orval, stands beside the poignant ruins of the old, sacked and burned during the French Revolution. It has a turbulent history, having been destroyed and pillaged many times in its 1,000-year old existence. The Abbey grounds, ruins and museum are open to the public.

Orval added cylindro-conical fermenters, shortened its primary fermentation, and mellowed its bitterness by adjusting the water. Yet its dry-hopping and mixed fermentation (a late dose of *Brettanomyces*) help make it a unique craft beer far ahead of its time. [www.orval.be](http://www.orval.be).

**Chimay:** The best-known Trappist monastery is on a small hill in Scourmont, near the town of Chimay in southern Belgium. The Romanesque abbey was built in 1850.

Chimay has perhaps taken the most heat for losing some character amid the addition of cylindro-conicals, yet its beers remain tasty ambassadors for Trappist ales and Belgian beer in general. [www.chimay.com](http://www.chimay.com).

**Rochefort:** The beer is named for the small Ardennes town near the Abbey of Notre Dame de St. Remy. Originally a convent founded in 1230, the current buildings can be traced back to the 1600s. Beer was first brewed here in 1595. The abbey's post-Napoleonic restoration came in 1887.

The brewery is not open to the public. [www.trappistes-rochefort.com](http://www.trappistes-rochefort.com) (in French only).

**Westvleteren:** The small Abbey of St. Sixtus, near Ieper and Poperinge in West Flanders, dates from the 1830s. See the sidebar on how to purchase its much-sought, highly regarded beer. [www.sintsixtus.be](http://www.sintsixtus.be).

**Westmalle:** The abbey of Our Lady of the Sacred Heart, established in 1794, is on the plains of Westmalle outside Antwerp.

Next to Chimay, Westmalle is the largest Trappist brewery. Its dubbel and tripel literally defined those styles. Despite commercial pressures, they have remained thankfully hoppy and dry. [www.trappistwestmalle.be](http://www.trappistwestmalle.be).

**Achel:** Uniquely positioned astraddle the Dutch border, this is the newest and smallest brewery on the Trappist block. OK, there was a brewery here just for the monks as far back as 1850, and evidence of monasteries here going back to 1687. The Monastery of Our Lady of Saint-Benedict opened its small brewpub/cafe/tertia to the public in 1998. [www.achelsekluis.org](http://www.achelsekluis.org).

**Roy Stevenson is a freelance writer based in Seattle. He writes on travel and culture, military history, sports and fitness, and film festivals. Joe Stange is a freelance writer and editor living in Brussels. He is co-author of *Around Brussels in 80 Beers* (Cogan and Mater).**

# Homebrew With Confidence

Briess malts and malt extracts are carefully crafted to deliver rich, full flavor and superior, consistent performance to help you homebrew with confidence. Visit [briess.com](http://briess.com) today for a complete list of Briess malts, malt extracts and brewers flakes—available to homebrew shops through authorized distributors.




## ✓ Base & Specialty Malts

A complete line of carefully handcrafted malts for superior homebrewing performance. (Ashburne®, Bonlander®, Carapils®, CBW® and Victory® are registered trademarks of Briess Industries, Inc.)

## ✓ Pure Malt Extracts Unhopped LME and DME:

Produced from our own handcrafted specialty malts in a state-of-the-art 500-barrel brewhouse.  
CBW® Pilsen Light  
CBW® Golden Light  
CBW® Bavarian Wheat  
CBW® Sparkling Amber  
CBW® Traditional Dark

## ✓ Brewers Flakes







BIÈRE BELGE PARLÉE ICI.  
BELGISCH BIER WORDT HIER GESPROKEN.  
BELGIAN BEER SPOKEN HERE.

**BREWERY OMMEGANG**

**YEAR-ROUND**

*Three Philosophers Quadrupel*  
*Ommegang Abbey Dubbel*  
*Hennepin Farmhouse Saison*  
*Rare Vos Amber*  
*Ommegang Witte Wheat*

**SEASONAL**

*Ommegang Rouge*  
*Ommegeddon Funkhouse*  
*Chocolate Indulgence*  
*Bière de Mars*



**DUVEL MOORTGAT USA**

**YEAR-ROUND**

*Duvel Golden Ale*  
*Duvel Green (on draft)*  
*Maredsous Abbey Blonde*  
*Maredsous Abbey Bruin*  
*Maredsous Abbey Tripel*  
*LaChouffe*  
*McChouffe*  
*N'Ice Chouffe*  
*Houblon Chouffe*  
*Coming in 2009:*  
*Liefmans*







# Dubbel:

## THE BEST OF EVERYTHING BELGIAN

It was a sight to behold: glistening ruby highlights; a thick, creamy head; aromas of malt and caramel; sweet, but with a dry finish; hints of dark fruit and spices. It was a seminal moment in my craft beer education. I was torn between gulping my goblet or savoring every last drop. That was my first experience with a Dubbel, the beer that encapsulates the best of everything Belgian.

Naturally, I had to try homebrewing one. It also marked my first foray into formulating my own recipe rather than copying a clone, taking what I thought was the best from several different versions. My first Dubbel was good—not great, of course, but encouraging. I persevered.

**THREE HOME BREWERS TAKE ON A CLASSIC**  
**BY MARK PASQUINELLI**



ERIC KUIJPERS,  
SCOTT WILSON, AND  
MARK PASQUINELLI  
ENJOY A DUBBEL AT A  
PA-ALERS MEETING.





Fast forward several years later, and I found myself as a new member in the PA-Alers homebrew club. Imagine my surprise when I realized that two other members specialized in brewing Belgian beer and made excellent Dubbels. We compared, we contrasted, and we tasted—a lot, for research purposes, of course. This is our story: the tale of three homebrewers and their quest to make the perfect Belgian Dubbel.

## THE USUAL SUSPECTS

Eric Kuijpers, a native of Limburg in the Netherlands, immigrated to the United States in 1996. Belgian beers were the reason he began homebrewing. Imports were either unavailable, too expensive, or well past their prime. He describes the perfect Dubbel as being “sweet but light, meaning a low final gravity; a drinkable beer with a hint of fruitiness and no alcohol nose.” Eric names Leffe as one of his favorite Dubbels and tries to model his recipe after Westmalle Dubbel. His main criticism of many commercial examples is that they are too “sticky” and bready.

PA-Aler president Scott Wilson makes Belgian beer because he loves the Belgian creed

of brewing with no rules or hang-ups. However, Scott doesn't try to clone a specific Dubbel because the style has so much variety that it's pointless to try to imitate just one. He likens them to the music of Louis Armstrong: “it's so complex that it can't be written.” Still, he has a soft spot in his heart for the Solstice Dubbel made at nearby Selinsgrove Brewing.

I concur with my colleagues, but don't find breadiness to be objectionable. My criticism of some brewpub versions is excessive fruitiness. At first I thought that's the way they were supposed to taste. Now that my palate has become more sophisticated, I've learned that—like so many other things—less is actually more. I don't try to clone a specific Dubbel, but anything close to Chimay Red, Ommegang Abbey Ale or Stoudts Double Abbey Ale would be the culmination of my quest.

## THE GRAIN

The best way to duplicate the complexity and fermentability of a Dubbel is by all-grain brewing. This beer might be the perfect candidate for extract brewers who are thinking about taking the plunge and

# Dubbel

## VISION

**ALL-GRAIN RECIPE  
BY SCOTT WILSON  
(75% EFFICIENCY)**

## INGREDIENTS

**for 6.0 U.S. gallons (22.7 liters)**

<b>11.0 lb</b>	(5.0 kg) Pale Ale Malt
<b>2.0 lb</b>	(0.90 kg) Munich Malt
<b>0.75 lb</b>	(340 g) Special B
<b>0.50 lb</b>	(227 g) CaraMunich Malt
<b>0.75 lb</b>	(340 g) Dark or D2 Candi Syrup (90 min)
<b>1.0 oz</b>	(28 g) Styrian Goldings (5.0% AA) 60 min
<b>0.30 oz</b>	(9 g) Brewer's Gold (7.0% AA) 60 min
<b>0.50 oz</b>	(14 g) Saaz (3.5% AA) 2 min
	Wyeast 3522 Belgian Ardennes Yeast, ½ gallon starter

**Original Gravity:** 1.069

**Final Gravity:** 1.015

**SRM:** 18-19


**IBUs:** 30

## DIRECTIONS

Mash at 150-152° F (66-67° C) for 60 minutes. Ferment at 70-75° F (21-24° C) for 7-10 days. Condition in secondary an additional 1-2 weeks at 60° F (16° C).

## EXTRACT VERSION

Substitute 10 lb (4.5 kg) of light liquid malt extract for pale ale and Munich malts and increase Brewer's Gold hops to 1.0 oz (28 g). Steep grains in 1.5 gallons (5.7 L) of 160° F (71° C) water for 30 minutes, then remove and sparge grains with 0.5 gallons (1.9 L) of hot water. Stir in malt extract and candi syrup and bring to a boil. Add 60 minute hops. Boil for 58 minutes, then add 2 minute hops. Boil 2 minutes more, then strain into a fermenter with enough cold water to make 6.0 gallons (22.7 L) in the fermenter. Pitch yeast and aerate well. Ferment at 70-75° F (21-24° C) for 7-10 days. Condition in secondary an additional 1-2 weeks at 60° F (16° C).



Easier to fill than bottles - No pumps or Co<sub>2</sub> systems • Holds 2.25 gallons of beer - Two "Pigs" are perfect for one 5 gallon fermenter • Patented self inflating Pressure Pouch maintains carbonation and freshness • Perfect dispense without disturbing sediment • Simple to use - Easy to carry - Fits in the "fridge" • Ideal for parties, picnics and holidays.

**Quoin**  
pronounced "coin"

401 Violet Street  
Golden, CO 80401  
Phone 303•279•8731  
FAX 303•278•0833  
partypig.com



It's time to try a  
**Party Pig®**  
(self-pressurizing)  
**beer dispenser**

Just PRESS, POUR & ENJOY!



# Dubbel TROUBLE

ALL-GRAIN RECIPE BY ERIC KUIJPERS  
(75% EFFICIENCY)

## INGREDIENTS

for 6 U.S. gallons (22.7 liters)

13.0 lb	(6.9 kg) Belgian Pilsner Malt
0.75 lb	(340 g) Special B Malt
0.50 lb	(227 g) Wheat Malt
0.75 lb	(340 g) Dark Candi Syrup (90 min)
1.00 oz	(28 g) Hallertau Hersbrucker (4.75% AA) 90 min
0.75 oz	(21 g) Spalter Select (5.0% AA) 15 min
1.00 oz	(28 g) Saaz (3.5% AA) 15 min Recultured Orval or Winterkoninkskes, or White Labs 530 Abbey Yeast, 1/2 gallon starter

**Original Gravity:** 1.069

**Final Gravity:** 1.014

**SRM:** 15

**IBU:** 27

## DIRECTIONS

Step mash for 45 minutes at 105° F (41° C), 30 minutes at 140° F (60° C), raise over 30 minutes to 160° F (71° C), hold for 15 minutes before mashing out. Ferment at 68° F (20° C) for 7-10 days. Condition in secondary at 40° F (4° C) for 1-2 weeks.

## EXTRACT VERSION

Substitute 10.5 lb (4.8 kg) of light liquid malt extract for Pilsner and wheat malts, increase Hallertau Hersbrucker hops to 1.67 oz (47 g), and reduce boil time to 60 minutes. Steep grains in 1.5 gallons (5.7 L) of 160° F (71° C) water for 30 minutes, then remove and sparge grains with 0.5 gallons (1.9 L) of hot water. Stir in malt extract and candi syrup and bring to a boil. Add Hallertau Hersbrucker hops. Boil for 45 minutes, then add 15 minute hops. Boil 15 minutes more, then strain into a fermenter with enough cold water to make 6.0 gallons (22.7 L) in the fermenter. Pitch yeast and aerate well. Ferment at 68° F (20° C) for 7-10 days. Condition in secondary at 40° F (4° C) for 1-2 weeks.



The Real McCoy: Belgian Candi Syrup.

be a good idea to replace some of the malt extract with corn sugar.

## THE MASH

A Dubbel tastes sweet up front, but finishes dry. The finish is accomplished by mashing at a lower temperature than one might suspect for such a sweet beer. Otherwise, it will be too cloying. There are plenty of specialty grains to provide the requisite sweetness. Each of us mashes differently.

Eric uses a complicated step mash with rests at 105° F for 45 minutes, 140° F for 40 minutes, and 160° F for 15 minutes before mashing out at 170° F. He has no empirical evidence for the superiority of a step mash, only that he believes it gives his Dubbels a certain *je ne sais quoi*.

diving into the world of all-grain.

Our grain bills are surprisingly similar: Belgian Pilsner or pale malt as a base with the addition of some Munich malt for toasty flavor, and specialty malts like CaraMunich for caramel notes and Special B for the dark fruit flavors of plums and raisins. Eric likes to add wheat malt for head retention. I use Aromatic malt to fortify the malty aroma. That said, however, the total amount of specialty malts needs to be restrained to insure dryness. This layering of small amounts of several specialty grains is also responsible for the Dubbel's famous complex malt profile.

The Dubbel is a big beer, but not too big. I'm always tempted to make the starting gravity too high; it shouldn't be higher than about 1.070. Eric likes to chide my Dubbel with a starting gravity of 1.090 as "good, but not a Dubbel!"

Our extract brewing brethren can concoct

a reasonable facsimile by using about 70-percent Pilsner and 15-percent Munich or Amber extract, and steeping the specialty grains. But to ensure fermentability, it might

Scott contends that the well-modified grains used in his grain bill do not need, nor would benefit from, a stepped mash. He mashes at between 150-152° F for 60 min-

## Now Enrolling for Classes in 2010

### Craftbrewers Apprenticeship (CBA 28 weeks)

~~January 18th - July 30th 2010~~ **FULL**  
June 7th - December 24th 2010

### Intensive Brewing Science & Engineering (IBS&E 23 weeks)

~~January 18th - June 25th 2010~~ **FULL**  
June 7th - November 19th 2010

The American Brewers Guild's distance learning programs make it possible to get an industry recognized qualification without giving up your full-time job. Unlike traditional correspondence programs, the Guild uses actual classroom lectures on DVD, not slide shows or streaming video. The course materials include 50 lectures, filmed in the summer of 2007, featuring 20 brewers and industry related professionals from all over the US Craft Brewing industry.

American Brewers Guild Brewing School  
Phone: 800.636.1331 Fax: 802.352.4641  
Address: 1001 Maple Street Salisbury, VT 05769  
Web: [www.abgbrew.com](http://www.abgbrew.com) E-mail: [info@abgbrew.com](mailto:info@abgbrew.com)





utes before mashing out.

My method is a compromise, 40 minutes at 148° F and 20 minutes at 154° F

Regardless of the mash regimen used, be sure to boil the wort for 90 minutes. This will ensure that any creamed corn aroma and flavor from dimethyl sulfide (DMS) will be driven from the lightly-kilned Pilsner malt.

### I WANT CANDI

It's unanimous: we all use Candi syrup rather than corn or brown sugar. It's a critical part of a Dubbel that adds so much more complexity—the flavors of molasses, burnt caramel and dark fruits—than simple sugars, even though some Belgian breweries are going this route. Candi syrup, made from beets, is the byproduct of the rock sugar-making process. The mixture is boiled to concentrate, cooled, and the hard sugar is extracted. What's left is the Candi syrup, with a flavor much more intense than that of the hard sugar.

I use the Dark syrup, which has an SRM of about 80. Scott uses either the Dark or D2, which provides more fruit and chocolate

# Dubbel

## INDEMNITY

ALL-GRAIN RECIPE BY MARK PASQUINELLI

### INGREDIENTS

for 6.0 U.S. gallons (22.7 liters)

9.0 lb	(4.5 kg) Pilsner Malt
2.00 lb	(0.90 kg) Munich Malt
1.00 lb	(0.45 kg) CaraMunich Malt
1.00 lb	(0.45 kg) Aromatic Malt
0.50 lb	(227 g) Special B
1.0 lb	(0.45 kg) Dark Candi Syrup (90 min)
1.50 oz	(43 g) Styrian Goldings (5.0% AA) 60 min
1.00 oz	(28 g) Saaz (3.5% AA) 15 min White Labs 500 or Wyeast 1214 Trappist Yeast, ½ gallon starter
4.4 oz	(125 g) Corn sugar

Original Gravity: 1.071

Final Gravity: 1.016

SRM: 18

IBU: 30

### DIRECTIONS

Step mash at 148° F (64° C) for 40 minutes and 154° F (68° C) for 20 minutes. Ferment at 70° F (21° C) for 10 days. Condition in secondary fermenter for two weeks.

### EXTRACT VERSION

Substitute 10 lb (4.5 kg) of light liquid malt extract for Pilsner, Munich and Aromatic malts, increase 60 minute hops to 2.25 oz (64 g), and reduce boil time to 60 minutes. Steep grains in 1.5 gallons (5.7 L) of 160° F (71° C) water for 30 minutes, then remove and sparge grains with 0.5 gallons (1.9 L) of hot water. Stir in malt extract and candi syrup and bring to a boil. Add 60 minute hops. Boil for 45 minutes, then add 15 minute hops. Boil 15 minutes more, then strain into a fermenter with enough cold water to make 6.0 gallons (22.7 L) in the fermenter. Pitch yeast and aerate well. Ferment at 70° F (21° C) for 10 days. Condition in secondary fermenter for two weeks.

BREW A TASTE OF ASIA

WHITE LABS  
PURE YEAST AND FERMENTATION

For Asian inspired recipes, visit [www.whitelabs.com](http://www.whitelabs.com)

[www.grapeandgranary.com](http://www.grapeandgranary.com)



'Your Hometown  
Brewshop on the Web'

### FEATURING

Fresh Ingredients  
Wide Selection  
Fast Shipping  
Expert Advice  
Easy Ordering  
Phone or Web!

Visit our online store and catalog  
at [www.grapeandgranary.com](http://www.grapeandgranary.com) or  
call 800-695-9870 for a free  
catalog. You'll be glad you did!

Grape and Granary, Akron OH USA



flavors. Eric once tried to make the syrup himself, but succeeded only in making a mess. However, he has a secret weapon that the neither Scott nor I can match: access to the real deal, available only in Europe.

Each time his father visits from Holland, the septuagenarian arrives laden with a suitcase full of Candi syrup and hops. (One only hopes that customs officials can distinguish whole hops from other “herbals.”) Eric’s sister disapproves of burdening their elderly father, “But, hey,” Kuijpers asserts, “you can’t get that stuff anywhere else!”

### THAT OLD BLACK MAGIC

What would any Belgian beer be without one of those magical specialty yeasts? Both Scott and Eric have had success reculturing the yeast from bottle-conditioned Belgians. Scott’s first attempt from several bottles of Castelain Bier de Garde had great success, winning him a best of show ribbon. Strangely, though, he’s never tried it again because he thinks it isn’t necessary or even cost effective because of all the great Belgian yeasts available to homebrewers. He now uses Wyeast 3522 Belgian Ardennes as his standard.

Eric doesn’t have a favorite yeast. He uses either bottle-cultured Winterkoninkskje or Orval (he likes the *Brettanomyces* tang), or an Abbey ale yeast such as White Labs 530.

Being a Chimay fan, my standard Dubbel yeast has always been Wyeast 1214/White Labs 500, which is purportedly the Trappist Chimay strain. I like this yeast for its fruity profile and ability to ferment the wort to its target final gravity.

Scott and I both make starters, but we prefer to underpitch slightly, believing that the yeasts need to be strained in order to produce their characteristic complex ester profile. We think that even with underpitching, the Belgian yeasts are still voracious enough to ferment to completion. Scott takes this a step further and is careful not to over-oxygenate his wort. Eric, on the other hand, begs to differ with our approach. He doesn’t underpitch and even adds oxygen 12 hours into the fermentation.

Fermentation temperature is paramount for your Dubbel. Resist the temptation to fer-

ment in the upper 70s, which I admit to have done. Places like Brewery Ommegang ferment their beer at high temperatures, but it’s done with a proprietary strain of yeast under very controlled conditions. Don’t try this at home, as the saying goes. Keep the temperature around 70° F. This will limit excessive fruitiness, fusel headache alcohols, and keep the phenols in check. Remember: less is more.

### HOPS

Like all Belgian beers, the use of hops is restrained. Your Dubbel should clock in at around 30 IBUs. The hop shortage isn’t a problem for homebrewing this style. In a pinch, just about anything will work, with the exception of the American citrusy C hops. I use Styrian Goldings and Saaz at 60 and 15 minutes respectively. Scott doesn’t use any specific varieties, just whatever aromatic, low bitterness European hops he has available. Eric prefers the Noble hops. He uses Hallertau Hersbrucker for bittering and a mixture of Spalter Select and Saaz for aroma.

### TO SPICE OR NOT TO SPICE...

In a word: no. Dubbels are not spiced. That’s the realm of other Belgians brews, such as strong ales and wits. Although I must admit that one local brewpub makes a tasty Dubbel that allegedly has star anise—or some other mystery spice. Dubbels occasionally do have the spiciness of cloves or pepper, but that comes from the phenols produced by the Belgian yeast.

### KEGGING OR BOTTLING

Both Scott and Eric keg their Dubbels. Scott even kegs in the relaxed Belgian style. He force carbonates to his liking at serving temperature, not worrying about volumes of CO<sub>2</sub>. I’m old fashioned; I still bottle condition and aim for a CO<sub>2</sub> volume of about 2.5, which requires about 125 grams of corn sugar.

As an added treat, Scott and Eric like to make a large batch of Dubbel and split it, racking half onto several pounds of sweet or sour cherries for a few weeks before finally keggering.

Scott also believes this beer benefits from additional aging, if you can leave it alone; he can’t. We’re all in agreement on that.

**Mark Pasquinelli resides in Elysburg, Pa. with his wife and five cats. He’s a member of the PA-Alers Home Brew Club and has been brewing for 10 years, five as an all-grain brewer. He likes to brew Irish Red, Pumpkin Ale and an Imperial Stout with hallucinogenic qualities.**


### REFERENCES

- Dorsch, Jim. “Dubbel Vision,” *Zymurgy*, January/February 2000.  
Heniff, Mike. “Yeast Strains for Strong Belgian Ales,” *Brew Your Own*, January/February 2007  
Hieronymus, Stan. “Brew Like a Monk,” *Brewers Publications*, 2005.



A close-up photograph of a person with dark hair holding a large, tulip-shaped glass filled with golden beer and a thick head of white foam. The person's face is partially visible behind the glass, looking towards the camera. The background is a blurred indoor setting, possibly a bar or restaurant.

# **SEEING THE LIGHT:** **BELGIAN SESSION BEERS**

A photograph showing the base of the beer glass from the previous image resting on a dark, reflective wooden table. The glass and the liquid inside are clearly reflected on the table's surface. A portion of another glass is visible on the right edge.

**BY DREW BEECHUM**



**WHEN WE THINK OF PROHIBITION HERE IN THE U.S., WE THINK OF FUN THINGS LIKE THE 18TH AMENDMENT, BOOTLEGGERS, AL CAPONE, ELIOT NESS AND HIS UNTOUCHABLES. BY THE TIME THE VOLSTEAD ACT OUTLAWED THE MANUFACTURE, SALE, BARTER AND TRANSPORT OF ALCOHOL, THE FORCES OF TEMPERANCE WERE CROWING GLOBALLY ABOUT THE IMPENDING "CIVILIZED" WORLD ELIMINATION OF ETHANOL'S EVIL.**

Not every country enacted an outright and total ban on  $C_2H_6O$  like we did. The British, over the course of many years, used tax laws to reduce the strength of beer and, using the impetus of World War I, finally limited sales hours. The crazy, fantastic Belgians even adopted a post-World War I prohibition of sorts, banning spirits from the local bar and café. Genever, aka "Dutch" gin, the sweet, spicy, rambunctiously herbal spirit near and dear to the Belgian drinker's heart, was shoved away to small quantities at the local grocery. There was no more sitting with friends at the bar trading slugs of the icy cold fire.

As a result of this prohibition, which lasted until 1984, Belgian beers shot to the stratospheric alcoholic heights that we know. Could you blame a brewer who spotted a gap in the market for a strong workingman's drink? In fact, most of today's "classic" Belgian brewing tradition sprung from the new laws and taxes and was influenced by Scottish brewing in the post-World War II period.

But not all Belgian beer slugs for the inebriation fence like a BALCO-juiced batter. While enthusiasts focus mostly on the Belgian Category S styles (1.060+), there's a world to explore in both Category I (1.040-1.059) and II (1.016-1.039).

The rules for today's game are no styles over 6 percent! Sales of Jupiler, Maes and Stella far outstrip the Belgian beers we love; in fact many of our favorite Belgian breweries depend upon their export sales to the U.S. for survival. In their honor, no Euro lager! And as much as I love lambics and other sour ales, they require a more complete treatise to fully embrace their low alcohol glory.

### **WITBIER**

How many times has good old Belgian-style white beer saved you? You know the scenario: you walk into some bar/pub/grill only to discover the only interesting tap is Blue Moon or Hoegaarden. The tangy, light, fluffy beer captures a sunny summertime moment that is appealing to the timid while providing solace for the bold.

The story of Pierre Celis and his resurrection of the once ubiquitous white ales from his memories of Hoegaarden village's traditional

tastes is oft told. The one-time milkman put his stamp on the meaning of "witbier," cementing the combination of wheat, barley, oats, coriander, curacao orange peel and chamomile in the beer public's mind. OK, maybe not the chamomile, but rumor holds it is Hoegaarden's "secret" spice.

Looking beyond the procrustean bed of newly reborn tradition, witbier becomes a brewer's playground. Like other wheat-based beers, fruits pop from the sweet, bready canvas. And once you realize that wits are descendents of the old gruit ales, the spice rack's panoply cries to be set free for a boiling swim. If you insist on corian-





der, seek out Indian coriander's sweeter flavor. There's so much room to play in the style that Randy Mosher's *Radical Brewing* lists five different wit "inspired" recipes.

Patrick Rue, homebrewer recently turned pro, opened The Bruery in Orange County, Calif. last year. Two of his starting four beers are wits. While Orchard White is a traditional Celis-style wit, the Black Orchard is the color of white at night. Flipping through beer style history, there is a direct

correlation and inspiration to wit's cousin style, peetermann.

What other variants are possible? What about a tropical wit with vanilla, ginger and cinnamon? That's where we start our three-hour tour: Wit Ginger, Not Mary Ann. If you're feeling dangerously crazy, you can pitch *Brettanomyces clausenii* in the secondary to encourage natural funkiness and pineapple flavors. Add extra wort to start the Brett with good chow. I use pre-canned starter wort.

Remember that Belgian witbiers are the latest in the long continuum of European "white" beer. Forgo the hops completely to return to its gruit roots. Eugenol-heavy spices like clove, nutmeg, mace and cinnamon provide a numbing sensation that cuts sweetness. Sub in spelt or other grains for some of the wheat.

## BELGIAN BLOND

The BJCP's efforts notwithstanding, native aficionados see their breweries producing Pils, Blond, Ambree and Brune. So you can imagine "Belgian Blond" is a wide ranging category. While we tend to focus on the stronger examples like Leffe and Grimbergen, there does exist a sort of "Belgian Cream Ale" response to the Pilsner influx. Of course, the Belgians make their "Lager Killer" with more flair than say Little Kings or Genesee.

These lighter blondes offer a fruity, grainy counterpart to the drier, more carbonic Euro lagers like Stella. The intended effect is a refreshing, slightly sweet, golden hued beer with just a hint of further complexity in the region.

To achieve this, blond ales typically use

## THE BRUERY'S BLACK ORCHARD WIT

### INGREDIENTS for 5.0 gallons (19 liters)

<b>4.5 lb</b>	(2.0 kg) Domestic Two-Row Malt
<b>5.0 lb</b>	(2.3 kg) Flaked Wheat
<b>1.0 lb</b>	(0.5 kg) Flaked Oats
<b>1.0 lb</b>	(0.5 kg) Franco-Belges Munich Malt II
<b>0.75 lb</b>	(0.3 kg) Carafa (cold steeped)
<b>0.5 oz</b>	(14 g) Magnum Pellets Hops, 12.0% AA, First Wort Hops
<b>1.0 oz</b>	(28 g) Curacao Orange Peel, 5 min.
<b>0.5 oz</b>	(14 g) Coriander, 5 min.
<b>0.5 oz</b>	(14 g) Chamomile, 5 min.
	The Bruery's Yeast (culture from a bottle) or use your favorite Belgian Ale strain.


**Original Gravity:** 1.056

**IBUs:** 14

### DIRECTIONS

Mash grains (except carafo) for 60 minutes at 146° F (63° C). Steep carafo malt in 0.5 liter of cold water for 20 minutes and strain. Add to the boil kettle and repeat with another liter of water. Add hops and bring to a boil. Boil 60 minutes, adding spices to the last 5 minutes of the boil. Chill to 66° F (19° C) and transfer to fermenter. Add yeast and aerate well. Ferment one week, allowing temperature to rise into the low 70s F (21-23° C), then rack to secondary. Age two weeks then bottle or keg.

**Mini-Mash/Extract Version:** Substitute 7.5 lb (3.4 kg) of wheat malt extract for two-row malt and flaked wheat, and increase Magnum hops to 0.67 oz (19 g). Mash Munich malt and flaked oats in 0.75 gallons (2.8 L) of water at 146° F (63° C) for 60 minutes. Strain and sparge into brew kettle with 0.75 gallon (2.8 L) of 170° F (77° C) water. While you are mashing, steep carafo malt in 0.5 liter of cold water for 20 minutes then strain into the boil kettle. Repeat with another liter of water. Stir in extract and top up with water to make 2.5 gallons (9.5 L). Add first wort hops and bring to a boil. Boil 60 minutes, adding spices to the last 5 minutes of the boil. Strain into a fermenter with enough cold water to make 5 gallons (19 L). When temperature drops to 66° F (19° C), pitch yeast and aerate well. Ferment one week, allowing temperature to rise into the low 70s F (21-23° C), then rack to secondary. Age two weeks then bottle or keg.





## WIT GINGER, NOT MARY ANN

### INGREDIENTS for 5.5 gallons (21 L)

5.0 lb	(2.3 kg) Belgian Pilsner Malt
4.5 lb	(2.0 kg) German Wheat Malt
1.0 lb	(0.5 kg) Flaked Oats
0.5 lb	(0.2 kg) Caramel Pils Malt
1.0 oz	(28 g) Styrian Goldings (Pellets), 4.8% AA, 60 min
1	cinnamon stick, 5 min
0.5 tsp	ginger, 5 min
1	vanilla bean, added to secondary
	Wyeast 3944 Belgian White Beer
	(Optional) White Labs Brettanomyces clausenii (pitch in secondary with some starter wort)

**Original Gravity:** 1.057

**IBUs:** 20

**SRM:** 4.0

### DIRECTIONS

Mash for 60 minutes at 150° F (66° C). Bring runoff to a boil and add 60 minute hops. Boil 55 minutes then add cinnamon and ginger. Boil 5 minutes longer then chill to 66° F (19° C) and transfer to fermenter. Add yeast and aerate well. Ferment one week, allowing temperature to rise into the low 70s F (21-23° C), then rack to secondary. Age two weeks then bottle or keg. (For Brettanomyces version, pitch a starter of Brett into secondary and age 4-6 months before bottling or kegging.)

**Mini-Mash/Extract Version:** Substitute 7.25 lb (3.3 kg) of wheat malt extract for wheat malt and 4 lb (1.8 kg) of Pilsner malt, and increase Styrian Goldings hops to 1.33 oz (38 g). Mash 1.0 lb (0.5 kg) of Pilsner malt, flaked oats and caramel pils malt in 1.0 gallons (3.8 L) of water at 150° F (66° C) for 60 minutes. Strain and sparge into brew kettle with 0.75 gallon (2.8 L) of 170° F (77° C) water. Stir in extract and top up with water to make 2.5 gallons (9.5 L). Bring to a boil and add 60 minute hops. Boil 60 minutes, adding spices to the last 5 minutes of the boil. Strain into a fermenter with enough cold water to make 5.5 gallons (21 L). When temperature drops to 66° F (19° C), pitch yeast and aerate well. Ferment one week, allowing temperature to rise into the low 70s F (21-23° C), then rack to secondary. Age two weeks then bottle or keg. (For Brettanomyces version, pitch a starter of Brett into secondary and age 4-6 months before bottling or kegging.)

simple grain bills containing Pilsner malt and little else. I use Dingeman's Caramel Pils (8L) and a touch of Munich to make it interesting. Whatever you choose, you should root the beer firmly in the flavors of Continental Pilsner malt for that grassy, crunchy sensation.

Hops serve as a fresh herbal note, enhancing a carbonation-boosted ester profile. The flavors and aroma associated with Belgian yeasts abound: cinnamon, nutmeg, banana, pineapple. Light additions of spices, including that coriander/orange mélange, are not uncommon. Unlike a wit, though, the spices should be restrained to deliver a subtle sensation.

If you brew a double batch of Bombshell, try dosing your second batch with two pounds of sugar to make a stronger blond like Leffe. You can safely add this as simple syrup made from a quart of water and sugar boiled for 10 minutes.

## LET US HELP YOU BREW YOUR OWN

### Beer • Wine • Soda

We offer one stop shopping for

- Equipment
- Ingredients
- Friendly, Knowledgeable Advice



Call Today to Receive a FREE Catalog!  
[www.homebrewery.com](http://www.homebrewery.com)



## WANT DISCOUNTS ON BEER?

Brewers Association Pub Discount Program  
For American Homebrewers Association Members

For a full listing of participating pubs see  
page 54 or check out the Pub Discount  
locator at [www.beertown.org](http://www.beertown.org)

American Homebrewers Association  
A Division of the Brewers Association  
[www.beertown.org](http://www.beertown.org)







## BELGIAN BOMBSHELL

### INGREDIENTS

for 5.5 gallons (21 liters)

<b>8.0 lb</b>	(3.6 kg) Belgian Pilsner Malt
<b>0.5 lb</b>	(0.2 kg) Caramel Pils Malt
<b>0.5 lb</b>	(0.2 kg) Munich Malt
<b>0.5 lb</b>	(0.2 kg) Flaked Wheat
<b>1.0 oz</b>	(28 g) Magnum (pellets), 14.0% AA, 60 min
<b>0.25 oz</b>	(7 g) Saaz (pellets), 3.5% AA, 5 min
<b>1/2</b>	cardamom pod, crushed, 5 min
<b>0.5 tsp</b>	Indian coriander, 5 min
	White Labs WLP550 Belgian Ale

**Original Gravity:** 1.048

**IBUs:** 20

**SRM:** 4.0

### DIRECTIONS

Mash for 60 minutes at 152° F (67° C). Bring runoff to a boil and add 60 minute hops. Boil 55 minutes then add Saaz hops and spices. Boil 5 minutes longer then chill to 66° F (19° C). Ferment one week, allowing temperature to rise into the low 70s F (21-23° C), then rack to secondary. Age two weeks then bottle or keg.

### Mini-Mash/Extract Version:

Substitute 4.25 lb (1.9 kg) of extra light dry malt extract for 7 lb (3.2 kg) of Pilsner malt, and increase Magnum hops to 0.33 oz (9 g). Mash 1.0 lb (0.5 kg) of Pilsner malt, flaked wheat, Munich malt and caramel pils malt in 1.0 gallon (3.8 L) of water at 152° F (67° C) for 60 minutes. Strain and sparge into brew kettle with 0.75 gallon (2.8 L) of 170° F (77° C) water. Stir in extract and top up with water to make 2.5 gallons (9.5 L). Bring to a boil and add 60 minute hops. Boil 60 minutes, adding spices and Saaz hops to the last 5 minutes of the boil. Strain into a fermenter with enough cold water to make 5.5 gallons (21 L). When temperature drops to 66° F (19° C), pitch yeast and aerate well. Ferment one week, allowing temperature to rise into the low 70s F (21-23° C), then rack to secondary. Age two weeks then bottle or keg.

## Hobby Beverage Equipment

"You can't buy what you can brew"

### Special retail store program (E-mail for details)


#### Mash Lauter Tun

Holds 35 lbs grain - flat false bottom  
Will not float  
Designed from start as mash lauter tun with RIMs & thermometer threads plus sight glass



#### Fermenters

6.5 - 100 gal  
No secondary transfers  
Move dead yeast not beer  
Heavy wall construction  
Costs less than stainless steel



EVERYTHING INCLUDED READY TO BREW

951-676-2337 - [www.minibrew.com](http://www.minibrew.com) - [john@minibrew.com](mailto:john@minibrew.com)



## TALK TO DE HAND BPA

### INGREDIENTS for 5.5 gallons (21 L)

8.0 lb	(3.6 kg) Belgian Pale Ale Malt
1.0 lb	(0.5 kg) Biscuit Malt
1.0 lb	(0.5 kg) Caraviennne Malt
0.5 lb	(0.2 kg) Munich Malt
1.0 oz	(28 g) Saaz (pellets), 3.5% AA, 60 min
1.0 oz	(28 g) Saaz (pellets), 3.5% AA, 30 min
1.0 oz	(28 g) Saaz (pellets), 3.5% AA, 5 min
	Wyeast 3655 Schelde/White Labs WLP515 Antwerp /White Labs WLP550 Belgian Ale

**Original Gravity:** 1.052

**IBUs:** 26

**SRM:** 9

### DIRECTIONS

Mash for 60 minutes at 152° F (67° C). Bring runoff to a boil and add 60 minute hops. At 30 minutes add 30 minute hops. At 55 minutes add 5 minute hops. After 60 minute boil, chill to 66° F (19° C). Ferment one week, allowing temperature to rise into the low 70s F (21-23° C), then rack to secondary. Age two weeks then bottle or keg.

**Mini-Mash/Extract Version:** Substitute 4.25 lb (1.9 kg) of extra light dry malt extract for 7.0 lb (3.2 kg) of pale ale malt, and increase 60 minute hops to 1.67 oz (47 g). Mash 1.0 lb (0.5 kg) of pale ale malt, biscuit malt, caraviennne malt, and Munich malt in 1.33 gallons (5.0 L) of water at 152° F (67° C) for 60 minutes. Strain and sparge into brew kettle with 0.75 gallons (2.8 L) of 170° F (77° C) water. Stir in extract and top up with water to make 2.5 gallons (9.5 L). Bring to a boil and add 60 minute hops. Boil 60 minutes, adding hops according to the recipe. Strain into a fermenter with enough cold water to make 5.5 gallons (21 L). When temperature drops to 66° F (19° C), pitch yeast and aerate well. Ferment one week, allowing temperature to rise into the low 70s F (21-23° C), then rack to secondary. Age two weeks then bottle or keg.

## SCHOOLHOUSE TAFELBIER

### INGREDIENTS

#### for 5.5 U.S. gallons (21 liters)

3.75 lb	(1.7 kg) Belgian Pilsner Malt
1.0 lb	(0.5 kg) Caraviennne Malt
0.25 lb	(113 g) Aromatic Malt
0.5 oz	(14 g) Czech Saaz (Pellets), 3.2% AA, 60 min
1.0 tsp	freshly cracked black pepper, 5 min
	Wyeast 1214 Belgian Ale

**Original Gravity:** 1.025

**IBUs:** 7.2

**SRM:** 6.0

### DIRECTIONS

Mash for 60 minutes at 155° F (68° C). Pull the first gallon of your runnings and boil to reduce liquid by half to build caramels. Combine reduced runnings with remaining runoff and bring to a boil. Add hops. At 55 minutes add pepper. After 60 minute boil, chill to 66° F (19° C). Ferment one week, allowing temperature to rise into the low 70s F (21-23° C), then rack to secondary. Age two weeks then bottle or keg.

#### Mini-Mash/Extract Version:

Substitute 1.75 lb (0.8 kg) of extra light dry malt extract for 2.75 lb (1.2 kg) of Pilsner ale malt. Mash 1.0 lb (0.5 kg) of pilsner malt, caraviennne malt, and aromatic malt in 1.0 gallons (3.8 L) of water at 155° F (68° C) for 60 minutes. Strain and sparge into brew kettle with 0.5 gallons (1.9 L) of 170° F (77° C) water. Stir in extract, bring to a boil and add 60 minute hops. Boil 60 minutes. At 55 minutes add pepper. Strain into a fermenter with enough cold water to make 5.5 gallons (21 L). When temperature drops to 66° F (19° C), pitch yeast and aerate well. Ferment one week, allowing temperature to rise into the low 70s F (21-23° C), then rack to secondary. Age two weeks then bottle or keg.





## BELGIAN PALE ALE

While blondes may get invited to more parties, there's something about the amber and chestnut pale ales of Belgium that keep you coming back for more. Heavily influenced by the British pales, the Belgians, as is their wont, put a spin on it.

Potent Belgian yeasts make interesting beer out of very simple ingredients by dint of their prolific phenol production. When combined with the abundant ester profile, even a handful of Pilsner malt seems wonderfully complex. There is a cost to the bonus boost: strong "West Coast" aroma hop doses are usually a no-go due to harsh-

ness. Instead, they use the slightly decayed herbal, spicy notes of noble varieties and Goldings variants. (We'll have to talk Belgian IPAs sometime soon.)

Instead of the caramel malt background of an EPA or ESB, Belgian pale ales build from a toasted biscuit base for a soft, spicy, chewy, but not sweet, body. Think Pilsner augmented with Munich, Vienna, Biscuit or Aromatic. Hops are a background note compared to the fruity, peppery yeast. Fortunately, the beer's final dryness and the yeast spiciness combine to increase the perceived bitterness from a modest 25 IBUs. If you can find them, the best BPA yeasts

## FATHER'S REWARD ENKEL

### INGREDIENTS

for 5.5 gallons (21 liters)

6.0 lb	(2.7 kg) Belgian Pilsner Malt
0.5 lb	(0.2 kg) Special B Malt
0.25 lb	(113 g) Carafo Malt
1.0 lb	(0.5 kg) turbinado sugar
0.5 oz	(14 g) Styrian Goldings (pellets), 4.7% AA, 60 min
0.5 oz	(14 g) Saaz (pellets), 3.5% AA, 15 min
1/2	cinnamon stick, 5 min
1/8 tsp	mace, crushed, 5 min
	Wyeast 1762 Belgian Abbey II/White Labs WLP530 Abbey Ale

**Original Gravity:** 1.040

**IBUs:** 12

**SRM:** 16.0

### DIRECTIONS

Mash for 60 minutes at 152° F (67° C). Bring runoff to a boil and add 60 minute hops. Add hops and spices according to the recipe. After 60 minute boil, chill to 66° F (19° C). Ferment one week, allowing temperature to rise into the low 70s F (21-23° C), then rack to secondary. Age two weeks then bottle or keg.

**Extract Version:** Substitute 3.5 lb (1.6 kg) of extra light dry malt extract for Pilsner malt, and increase 60 minute hops to 0.75 oz (22 g). Steep malt in 1.0 gallon (3.8 L) of water at 160° F (C) for 60 minutes. Strain and sparge into brew kettle with 0.75 gallon (2.8 L) of 170° F (77° C) water. Stir in extract, bring to a boil and add 60 minute hops. Boil 60 minutes, adding hops and spices according to the recipe. Strain into a fermenter with enough cold water to make 5.5 gallons (21 L). When temperature drops to 66° F (19° C), pitch yeast and aerate well. Ferment one week, allowing temperature to rise into the low 70s F (21-23° C), then rack to secondary. Age two weeks then bottle or keg.

## HOME BREW AND MICRO BREW

From bestselling author and beer expert CHARLIE PAPA ZIAN

EVERYTHING  
YOU NEED TO  
GET STARTED



ISBN 0-06-053105-3 • \$14.95 (\$20.95 Can.)

ON THE ROAD WITH CHARLIE



NEW!  
ISBN 0-06-075814-7 • \$15.95 (\$21.50 Can.)

FOR THE  
ADVANCED  
BREWER

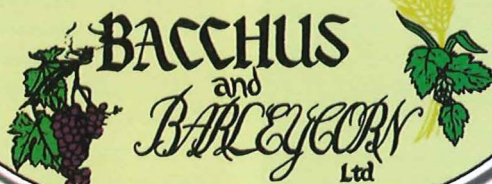


ISBN 0-06-058473-4 • \$14.95 (\$22.95 Can.)

**Collins** An Imprint of HarperCollins Publishers [www.harpercollins.com](http://www.harpercollins.com)

[www.AuthorTracker.com](http://www.AuthorTracker.com)

[www.bacchus-barleycorn.com](http://www.bacchus-barleycorn.com)



*One Stop shopping for home beer, wine,  
mead, cider, soda and cheese makers.*

**Service Oriented • Fast, friendly, personalized service since 1963.**

6633 Nieman Rd • Shawnee, KS 66203

**913.962.2501**

Hours: Mon, Tue, Fri 9:30-6 Wed & Thu 9:30-8 Sat 9:30-5



are Wyeast 3655 Schelde and White Labs WLP515 Antwerp. Barring those, choose a soft Belgian yeast strain.

The classic home of Belgian pale is the port and diamond city of Antwerp and no doubt the jewel in the crown is De Koninck. Founded in 1833 as Brouwerij De Hand in a converted coach house, they are best known for their De Koninck Pale Ale. Served in an open bowl-like "bolleke" glass and drunk by the Schelde River, the beer captures the heart of the city. It's a toasted biscuit amber brew with a fluffy, marshmallow head and a gentle hop spice.

### TAFELBIER


Another reason to love the Belgians: back in 2001 the Flemish carried out a pilot program that served school children (ages 3-15) low alcohol "tafelbier" (table beer) instead of sugar-laden soda. The program's administrators pointed out that you need to drink several liters of tafelbier to get drunk and that it's healthier than Coke. Can you imagine a program like that flying here in the U.S.? How much more enjoyment school would bring with a glass of beer!

With an alcohol quantity less than 3-percent abv and usually closer to 2 percent, you'll struggle to generate body and retain character without being thin and watery. To get in the right mindset to create a great light beer, I began treating tafelbier the same way I treat my beloved English Mild.

Mash warm to retain extra long chain sugars. Boil a gallon of the first runnings to concentrate and caramelize for added flavor. A pinch of a warming spice like black pepper or grains of paradise can boost perceived heat and zippiness.

### PATERSBIER

In a land of romantic brewing notions, a common beer lover's fantasy is taking the vows at a Trappist monastery. Oh for a peaceful secluded life of prayer, silence, work, beer and cheese. But before you get too wrapped up in the brewer's equivalent of running away to the circus, you should know that if you joined the cloister at St. Sixtus of Westvleteren, you won't be supping regularly on the famous Westy 12. Instead, you'll be given a regular diet of Blonde with your cheese.



Exposing our NEW  
*Private Collection*<sup>TM</sup>

Pure Liquid Yeast

WYEAST  
LABORATORIES

**BRETT Fusion**

Available April through June 2009

3763-PC Roeselare Ale Blend  
3789-PC Trappist Blend  
5151-PC Brettanomyces clausenii

[www.wyeastlab.com](http://www.wyeastlab.com)

© 2009 Wyeast Laboratories, Inc.




# IT ALL BEGAN ON A BREW-MAGIC™ SYSTEM *by Sabco*

Sam Calagione, avid home-brewer, opened Dogfish Head Craft Brewery in 1995, brewing three times a day on his original Brew-Magic System. *"It made me a better brewer and allowed me to experiment and refine my recipes at an affordable batch size. For accuracy and repeatability, there's just no comparison! I highly recommend the Brew-Magic for anyone interested in taking their homebrewing skills to the next level."*

Visit **KEGS.COM** and discover why this little brewery has become the most desired small batch / pilot system on a global scale. Utilized in over 20 countries, Brew-Magic by Sabco, can be found in large brewer labs, micros, pubs, as well as the 'home-brew havens' of private owners everywhere! *Where's the magic you ask?* Designed by professional brewing scientists, Brew-Magic eliminates the many variables so typical of small batch brewing. It will record your brewing sessions and allow uploading and downloading of recipes from your PC.

*To Say It Simply . . . The Magic is in the Details!*



**Sabco**

a div. of Kegs.Com Ltd.

**(419) 531-5347**



Each monastery had different patersbiers that they occasionally sold to the public as their Enkel (single). Only a few remain and they are exceedingly hard to get far beyond the monastery doors. Westvleteren replaced their lighter weight Westvleteren 4 and 6 with the stronger Blonde. Chimay's Dorée, a paler, smaller, spiced red beer, is available at the abbey's nearby inn. Similarly, Orval sells its Petite Orval patersbier at its mouth of the valley. The other abbeys follow suit, presenting a multitude of lightweight beers.

Non-Trappist abbeys associated with secular breweries may or may not follow suit. The Benedictine brothers of the Maredsous produce their own fabulous cheeses, but their eponymous line of ales is brewed under license by Duvel Moortgat. If you stop at the stunning abbey on a jaw-dropping overlook of the Meuse, you'll find a quiet, simple cafeteria with their beers available to the public, but the brothers themselves only occasionally partake.

Shy then of donning the traditional white habit and black scapular or taking residence in the inn, you'll need to brew to sup with the fathers. Many singles are blonde ales, but for our take, we'll be going slightly darker in memory of the retired Westy 6 with the spirit of the defunct Westy 4.

## CONCLUSION

Hopefully, this brief exploration has got you thinking about how to make your lighter ales sparkle with the flair that the Belgians bring to the copper. Digging around, there are other styles we could discuss, dissect and devour. There's a ton of work remaining to refine our approach to the lighter Belgian beers. What I desire is a beer that brings me the full experience of Belgium, that crazy aroma and flavor, without the wobble-inducing alcohol.

You'll never pry the keg of Tripel from my hands, but when the weekday beer cravings hit or the crew hits the brew deck, it'll be refreshing to say, "Make mine a light!"

**Drew Beechum sits on the AHA Governing Committee and brews constantly with his fellow Maltose Falcons. He regularly writes about and promotes brewing and beer literacy in Zymurgy.**



Want to brew the best?  
Start with the best!

If you're not using  
**NORTHWESTERN** malt extract,  
you might as well  
go buy a 40!

3590 N. 126th St., Brookfield, WI 53005

www.nwextract.com - Email: flavors@nwextract.com - Phone: 1-800-466-3034



# Homebrew MARKET

TO ADVERTISE IN THE HOMEBREW MARKET, CONTACT  
STEPHANIE HUTTON AT (888) 822-6273 EXT. 109 OR  
EMAIL AT [HUTTON@BREWERSASSOCIATION.ORG](mailto:HUTTON@BREWERSASSOCIATION.ORG)

## St. Louis Wine & Beermaking, LLC

**Serving Brewers and  
Vintners Since 1991**

**And we're still here for you!**

### Secure Online Ordering

St. Louis, MO • (888) 622-WINE  
E-mail: [info@wineandbeermaking.com](mailto:info@wineandbeermaking.com)  
[www.wineandbeermaking.com](http://www.wineandbeermaking.com)

The Complete Source for Beer, Wine & Meadmakers



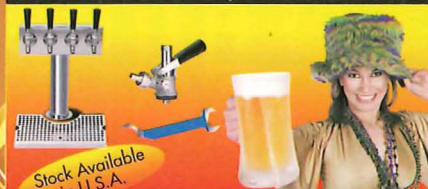
**Quality Kegging Parts  
especially for the  
Home Brewer**

Visit [foxxequipment.com](http://foxxequipment.com)  
to find a Home Brew shop near you!

## Krome dispense

Manufacturer of Quality Keg Beer Dispensing & Home Brewing Equipment

**we serve with perfection!!**



[www.kromedispense.com](http://www.kromedispense.com)

Kromedispense, INDIA  
TEL.: +91 9814 20 30 10 Fax: +91 181 245 6084  
E: [info@kromedispense.com](mailto:info@kromedispense.com)

**31st Annual American Homebrewers Association®  
National Homebrewers Conference**  
**June 18-20, 2009**  
[www.AHAconference.org](http://www.AHAconference.org)

## BEERSMITH BREWING SOFTWARE

Take the guesswork out of brewing  
with BeerSmith! Recipes, ingredi-  
ents, styles, step-by-step instructions  
and more. Visit [beersmith.com](http://beersmith.com) to  
download a free 21 day trial!

## High Gravity

**Homebrewing & Winemaking**

**10% off Supplies**

**Build Your  
Own Beer!!!**

**Use code ZymBYOB  
when checking out.**

[HighGravityBrew.com](http://HighGravityBrew.com)



WANT THE ROASTED COCOA NIBS AND  
POWDER USED BY DOGFISH HEAD?




CONTACT US AT  
[ASKINOSIE.COM](http://ASKINOSIE.COM)  
417-862-9900



Dogfish Head is the exclusive commercial  
brewer using Askinosie products.

## Seasonal Beer THROUGHOUT THE YEAR

[www.SeasonalBeerandFood.org](http://www.SeasonalBeerandFood.org)




**BEER ACTIVISTS**  
SUPPORT YOUR LOCAL BREWERY

[www.SupportYourLocalBrewery.org](http://www.SupportYourLocalBrewery.org)



# SHOWCASING YOUR HOMEBREW:

Jockey box drip  
tray slider.



BY  
MICHAEL  
FAIRBROTHER



# JOCKEY BOXES



Jockey box with  
drip tray extended



A JOCKEY BOX IS A PORTABLE DISPENSING DEVICE USED TO CHILL BEER JUST IN TIME FOR SERVING, REMOVING THE NEED TO KEEP KEGS COLD. A JOCKEY BOX NEEDS TO BE FUNCTIONAL, EASY TO USE, AND IDEALLY PLEASANT TO LOOK AT AS YOU ARE SHOWCASING ALL THE CRAFTSMANSHIP THAT WENT INTO MAKING YOUR HOMEBREW.

It works on the principle that the kegs of beer are sitting at room temperature, and when the beer passes through the heat exchange (coil or cold plate) located in the cooler box, the beer temperature will drop to the ideal dispensing temperature. It is the perfect system for large parties or special events such as a family reunion, company picnic, camping, or Club Night at the National Homebrewers Conference. As it does not require any electricity, it can be set up anywhere. CO<sub>2</sub> gas is used to pressurize the keg for dispensing.

Brew Free or Die will be serving its homebrew at this year's National Homebrewers Conference, our third year of attending and serving beer at Club Night. In 2008 we took top honors by winning best beer at Club Night with a Zeus IPA from Todd Russell. The jockey box that I had previously built consisted of a five-way cold plate (capable of serving five beers at one time). It had worked great over the last several years, but I really wanted to increase the number of beers/meads/ciders that could be on draft.

I have had very consistent results with both types of heat exchangers (coils and cold plates), however I am not sure it's practical to have seven coils inside one cooler. A cold plate consists of a cast aluminum block with stainless steel coils inside of it. I found a seven-way cold plate on eBay weighing in at 26 pounds.

I wanted a wooden exterior for the jockey box. Before heading to the hardware store to pick up the raw materials to build one from scratch, I took a quick tour of HomeGoods and found exactly what I needed. It's an outdoor wooden cooler that's meant to match the deck furniture. The price was about half that of anything I had found online. It was unfinished, designed to be



Jockey box at NHC Club Night.

taken apart with a hex wrench, and built to take the abuse of being outside for extended periods of time. All it needed was to be finished, and some other minor changes.

After getting the cooler home, I completely disassembled it so that I had five panels, which I proceeded to sand and polyurethane. Each layer of polyurethane must be allowed to dry completely (24 hours), then sanded with a minimum 200 grit paper, cleaned of dust and then a new layer of polyurethane applied.

I enhanced the structural integrity of the wooden exterior so that I could add handles to the side for easier jockeying around, and I wanted to ensure that the faucets would have enough support. Taking a 1/4" thick piece of plywood, I glued and secured the plywood to the slats on the sides where the handles were going, and the area where the faucets were going to be placed.

Since the hinges and connectors had brass finishes, I chose to keep all the accents in brass, including the drip tray, handles for carrying, and additional accent pieces.

Given that a jockey box is often sitting on a table, I didn't want the inbound tubing exiting from the back of the jockey box, where it would be visible. So with the cooler disassembled I drilled seven holes for the inbound beer lines, and then ran them down between the wooden exterior and the cooler. I connected the in- and out- lines so I could keep track of them for final


assembly. I used 3/16" ID PVC tubing for the beer line, ordering 100 feet as it was more cost efficient. I used hose clamps on all fittings—there is nothing worse than opening a jockey box and seeing it full of your beer. The handles provide an easy way to carry the jockey box.

Next up was working out the logistics of where to place the faucets. I had a 17.5-inch surface to work with, allowing me to center the faucets every 2.5 inches, equally spaced. A 7/8" hole saw was used to cut the holes for the faucets. I was extremely worried about making a mistake at this stage, and measured twice to ensure I had accurate center marks before I drilled. Also of consideration is the height of the faucets.

I added a drip tray to the jockey box, and also built a drip tray slider that would allow me to hide the drip tray for storage and shipping, and allow for it to be extended without visible supports. I used two 5-inch sections of copper pipe and two 10-inch dowels. It's set back 5 inches from the edge of the jockey box. A section of plywood is attached to the two dowels, and then I secured the support tray (oak board pictured) to the piece of plywood. Using a screw at the end of each dowel prevents the drip tray from being extended too far.

**Michael Fairbrother is a lifetime member of the American Homebrewers Association and the treasurer of the Brew Free or Die homebrew club in New Hampshire.**






# sippin' on the dock of the bay

**San Francisco Bay Area  
Hosts Homebrewers**  
**By Brian Cooper**





There must be something about the water that flows from the Sierra Nevada mountain range toward the San Francisco Bay Area. Generally considered the birthplace of the American craft beer movement, the signs of a vital brewing scene in Northern California are impossible to miss. Here and throughout the state, you'll find a thriving network of professional brewers, dedicated homebrewers and active homebrew clubs. What better place for the nation's homebrewers to converge for the 31st annual American Homebrewers Association's National Homebrewers Conference. Prepare for some serious "Sippin' on the Dock of the Bay" June 18-20 in Oakland.

This year's conference takes place at the Oakland Marriott City Center, where great beer is close at hand. For starters, the Trap-pist, a busy yet welcoming Belgian beer pub, is just a couple blocks away, offering an eye-popping bottle and draft menu, served in proper glassware at the appropriate temperature. Around the corner, grab a bite at the Pacific Coast Brewing Co. while sampling their brews or one of several fine guest taps. You may also visit worthy Oakland pubs such as Barclays, Cato's Alehouse, or Ben & Nick's.

Getting around the area is easy using the Bay Area Rapid Transit (BART) system, right under your feet. You can reach many key attractions, including prominent beer destinations, without having to drive a single mile or pay any bridge tolls. To make it even simpler, local proponents of good beer and public transit, Beer by BART ([www.beerbybart.com](http://www.beerbybart.com)), have created a page just for this year's

conference, detailing several excellent pub crawls originating at the nearby 12th Street Oakland BART station.

### Pre-Conference

You'll definitely want to come to the Bay Area well in advance of the conference, not only to check out the local sights, but also to participate in some pre-conference events. First up on June 16 is a baseball and beer event coordinated by former Queen of Beer Annie Johnson. First, hit 21st Amendment, home of Shaun O'Sullivan's famous craft-beer-in-a-can; "21A," as it's affectionately known, is a great spot for a pre-game pint. Then, watch the SF Giants and Los Angeles Angels slug it out in the Giants' home stadium, and follow it up with some celebratory beers at the San Francisco Brewing Co. and other North Beach spots.

Other pre-conference activities include a bus tour of several phenomenal North Bay

breweries, planned by BJCP Grand Master beer judge Kevin Pratt. Tour the Anchor brewery and quaff a pint at the famed Toronado, visiting SF locales with Roger St. Denis and the Draught Board. Or participate in a distillery tour organized by Bernie Rooney of Oak Barrel Winecraft. You'll find full pre-conference listings and contact information on the AHA Web site ([www.ahaconference.org](http://www.ahaconference.org)), plus many other Bay Area attractions to consider.

### Attractions and Activities

Many are drawn to San Francisco to see Alcatraz, Golden Gate Park, historic neighborhoods like Haight-Ashbury, and yes, to take the obligatory cable car ride. Tourists may be beckoned by fresh seafood at Fisherman's Wharf, and will inevitably gravitate to the iconic San Francisco landmark, the Golden Gate Bridge. Don't resist that urge; even locals cannot take this working piece of art for granted, and the view from Baker Beach



## Brother Levonian Saison

Recipe by Chad Stevens and Dave Levonian

### Ingredients

for 6.5 U.S. gallons (24 liters)


<b>7.0 lb</b>	(3.2 kg) Franco Belge Pilsner malt
<b>3.5 lbs</b>	(1.6 kg) Franco Belge Vienna
<b>0.5 lb</b>	(227 g) Best Malz Munich Malt
<b>1.0 lb</b>	(454 g) flaked wheat
<b>0.5 lb</b>	(227 g) flaked oats
<b>12.0 oz</b>	(340 g) sugar in boil
<b>8.0 oz</b>	(227 g) honey at knockout
<b>1.5 oz</b>	(43 g) Saaz hops, 4.0% AA, 60 min
<b>0.67 oz</b>	(19 g) Glacier hops, 5.8% AA, 30 min
<b>1.0 oz</b>	(28 g) Cascade hops, 5.5% AA, 5 min
<b>1.0 oz</b>	(28 g) Saaz hops, 4.0% AA, 0 min
<b>0.25 oz</b>	(6 g) Algerian tangerine peel, 0 min
<b>0.25 tsp</b>	pepper, 0 min
<b>0.25 tsp</b>	turmeric, 0 min
<b>0.5 oz</b>	(14 g) Styrian Golding hops, 1.3% AA, dry hop
	Starter of White Labs WLP566 Belgian Saison II Yeast

**Target Original Gravity:** 1.055

**Approx. Final Gravity:** 1.009

**IBU:** 26

**SRM:** 3



The Trappist

### Directions

Mash grains at 122° F (50° C) for 15 minutes then at 151° F (66° C) for 75 minutes. Mash out at 160° F (71° C) and sparge with 173° F (78° C) water (add juice from one lime to sparge water). Collect enough runoff to end up with 6 gallons (23 L) after a 90-minute boil. Stir in sugar and bring to a boil. Add hops as indicated in recipe. After a 90 minute boil turn off the heat and add the honey, the 0 minute hops and spices. Chill to 73-76° F (22-25.5° C), transfer to a fermenter, pitch the yeast and aerate well. Continue fermenting at 76° F (25.5° C) for a total of one week. Rack to secondary for another week. Rack to keg, or if you are bottling rather than kegging, add the bottling sugar and then bottle as you normally would.

Carbonation: Force carbonate at 3.0-3.5 volumes of CO<sub>2</sub> or bottle condition using 5.4-6.6 oz weight (153-187 g) corn sugar.

### Mini-Mash Version

Substitute 5.75 lb (2.6 kg) of extra light dry malt extract for Pilsner malt and 2.0 lb (0.9 kg) of Vienna malt, and increase 60 minute hops to 2.5 oz (71 g). Stir 1.5 lb (0.7 kg) of Vienna malt, 0.5 lb (227 g) Munich malt, 1 lb (454 g) flaked wheat and 0.5 lb (227 g) flaked oats into 1.3 gallons (4.9 L) of 162° F (72° C) water. Stabilize temp at 151° F (66° C) and hold for 75 minutes. Strain and sparge into brew kettle with 1.0 gallon (3.8 L) of 170° F (77° C) water. Stir in extract and sugar. Bring to a boil and add 60 minute hops. Boil 60 minutes, adding hops as indicated in recipe. After 60 minute boil, remove heat and stir in 0 minute hops, honey, and spices. Strain into a fermenter with enough cold water to make 6 gallons (23 L). When temperature drops to 73-76° F (22-25.5° C), pitch the yeast and aerate well. Continue fermenting at 76° F (25.5° C) for a total of one week. Rack to secondary for another week. Rack to keg, or if you are bottling rather than kegging, add the bottling sugar and then bottle as you normally would.

## Hop Addiction?


Feed yours at [MoreBeer.com](http://MoreBeer.com)

### What's Hoppin at MoreBeer!™

- New Pellet & Whole Hops — Amarillo, Cascade, Chinook, Centennial, Willamette & MUCH more!
- Coming in May — "Make beer this summer!" May is Temperature Control month
- Coming in June — "The Big Give Back!" June is Customer Appreciation month at MoreBeer!
- Visit us in June at the NHC in Oakland California! MoreBeer! is sponsoring Club Night. Don't miss the party!



[www.MoreBeer.com](http://www.MoreBeer.com) • 1-800-600-0033



is stunning. Museums such as the DeYoung, Exploratorium and MOMA are great diversions, too.

There's plenty to do within the confines of various Bay Area cities, but it's also surprisingly easy to escape civilization. Time allowing, you could even plan a trip to Yosemite National Park before or after the conference. Many other opportunities for outdoor recreation exist, including hiking, mountain biking and surfing.

### Bay Area Beer Scene

Spending just one afternoon in SF you could dine at the self-proclaimed "gastropub" Magnolia, and reserve a tour at the Anchor Brewery, arguably the flash point that sparked the craft brewing revolution. Visit City Beer Store and browse through a wide

Photos ©2009 Shutterstock, LLC., Gail Ann Williams, Ed Bronson & Bradley Latham



array of well-cared-for bottles, while sipping one of several eclectic drafts. At Suppenküche, pair traditional Bavarian cuisine with rare German brews. Sample a wide range of international offerings at the Monk's Kettle, great Belgians at La Trappe, or take in the view from Beach Chalet. Plus, keep an eye out around town for mob-themed beers from Speakeasy.

While the counties to the north of San Francisco are primarily known for world-class wines, in beer circles they are equally well known for their breweries. On a day trip, you can visit envelope-pushing Russian River in Santa Rosa, offbeat Lagunitas in Petaluma, and makers of Racer 5, Bear Republic in Healdsburg.

### The Conference

The 2009 conference speakers comprise a veritable think tank of the brewing world. The keynote speaker is Ken Grossman, who co-founded Sierra Nevada with a fellow homebrewer back in 1980. Other notable speakers include Michael Lewis and Charles Bamforth of the UC Davis Brewing program, Sam Calagione of Dogfish Head, and Matt Brynildson of Firestone Walker. Don't miss "First Runnings," a talk from Vinnie Cilurzo of Russian River.

A great spot to hang out between speakers is the Hospitality Suite, where homebrew clubs take shifts pouring a variety of homebrewed beers for attendees. It is open throughout the conference, serving as a great spot to catch up with friends. It's also a good chance to interact with a number of vendors promoting various brewing-related products. Sam Adams will also be on hand pouring its LongShot-winning beers.

At Pro Brewers Night on Thursday, experience the best of commercial brewers from the Bay Area and beyond—essentially a "wish list" of West Coast craft brew. Mingle with the professional brewers who create the beers many aspire to emulate. Sip some old favorites or discover some magnificent new brews.

On Friday, Club Night is one of the most lively and colorful nights of the conference, where members show their club spirit by creating uniquely themed booths, donning creative costumes, and sharing their tasty

homebrewed libations. Attendees will have the chance to vote on their favorite homebrewed beer and club booth. It's a night not to be missed.

Then, on Saturday, the grand finale is the Grand Banquet and announcement of awards for the final round of the National

Homebrew Competition. The grand banquet will feature unforgettable food and beer pairings by the Bay Area's own Sean Z. Paxton, aka the Homebrew Chef.

This is bound to be one of the most fun and flavorful conferences yet, with a laid-back Bay Area vibe. Share in the camaraderie,

## Five Star's Star San

**The most trusted, registered sanitizer for the Home Brewer**  
**HI-FOAMING, NON-STAINING, SAFE, BIODEGRADABLE AND EFFECTIVE !**



**Now, find Five Star excellence on display at your local homebrew store.**

- Star San
- SuperMossHB
- 5.2 pH Mash Stabilizer
- PBW
- Saniclean



**Five Star Chemicals**

Email us at: [support@fivestarchemicals.com](mailto:support@fivestarchemicals.com)

[www.breworganic.com](http://www.breworganic.com)



**The Organic Homebrew Experts... since 1997!**

**Seven Bridges Cooperative Brewing Supplies**

We are a worker owned business dedicated to environmentally friendly brewing. Our organic ingredients are USDA certified organic and GMO free. We retail & wholesale a huge selection of organic brewing ingredients plus Fair Trade green coffee for home roasting. We love the clean tasting, fresh organic beer that our ingredients make, and we think you will too!

**800-768-4409** 325A River St., Santa Cruz, CA 95060 [7bridges@breworganic.com](mailto:7bridges@breworganic.com)



## "Sippin' on the Dock of the Bay" IPA

Recipe by Pat McIlhenny and Harold Gulbransen

### Ingredients

#### Ingredients for 5 gallons (19 L)

<b>10.4 lb</b>	(4.7 kg) Golden Promise Pale Ale Malt
<b>0.75 lb</b>	(340 g) Carafoam
<b>11.0 oz</b>	(312 g) White Wheat Malt
<b>1.0 oz</b>	1.0 oz (28 g) Caramel 60 [yes 1 ounce!]
<b>0.6 oz</b>	(18 g) Chinook Pellets, 12.0% AA, FWH
<b>0.3 oz</b>	(9 g) Centennial Pellets, 9.4% AA, 60 min
<b>0.2 oz</b>	(6 g) Columbus Pellets, 12.0% AA, 45 min
<b>0.2 oz</b>	(6 g) Centennial Pellets, 9.4% AA, 30 min
<b>0.5 oz</b>	(13 g) Amarillo Pellets, 9.5% AA, 15 min
<b>0.4 oz</b>	(12 g) Chinook Pellets, 12.0% AA, 5 min
<b>0.4 oz</b>	(12 g) Centennial Pellets, 9.4% AA, 5 min
<b>2.8 oz</b>	(80 g) Amarillo Whole Hops, 10% AA, Hop Back
<b>2.1 oz</b>	(60 g) Columbus Pellets, Dry Hop
<b>1.1 oz</b>	(30 g) Centennial Pellets, Dry Hop
<b>1.1 oz</b>	(30 g) Chinook Pellets, Dry Hop
	Starter of Wyeast 1056 American Ale Yeast

**Target Original Gravity:** 1.067

**Approx. Final Gravity:** 1.015

**IBU:** 75

### Directions

Use a single infusion mash at 150-152° F (66-67° C). Mash in with 16.5 quarts (15.6 L) of 170° F (77° C) water. Mash for 45 minutes, then sparge with 16.5 quarts (15.6 L) of 170° F (77° C) water. Boil for 90 minutes adding hops as indicated in recipe (if you do not have a hop back, add hop back hops to the kettle as you chill the wort). Chill wort to 68° F (20° C) and transfer to fermenter. Pitch yeast starter and aerate well. Ferment in primary one week or until fermentation subsides then transfer to secondary with dry hops. Age two weeks then bottle or keg.

### Extract Version

Substitute 7.0 lb (3.2 kg) of extra light dry malt extract for pale ale malt and wheat malt, reduce boil time to 60 minutes, and increase the First Wort Hop addition to 1.0 oz (28 g). Steep grains in 2.5 gallons (9.5 L) of 160° F (71° C) water for 30 minutes, then strain and rinse grains with 0.5 gallon (1.9 L) of hot water. Stir in extract and First Wort Hops and bring to a boil. Add remaining hops according to the recipe. After a 60-minute boil, strain hot wort through a sanitized strainer containing the Hop Back hops into a fermenter with enough cold water to make 5 gallons (19 L). When temperature drops to 68° F (20° C), pitch yeast starter and aerate well. Ferment in primary one week or until fermentation subsides then transfer to secondary with dry hops. Age two weeks then bottle or keg.

### Commemorative Beer


Attendees of the 2009 American Homebrewers Association National Homebrewers Conference will be presented with two commemorative beers, coordinated by members of the QUAFF homebrew club in the San Diego area.

Brother Levonian Saison was brewed by The Lost Abbey's Tomme Arthur to memorialize homebrewer Dave Levonian, who died in 2008. Fellow club member Chad Stevens shared this passage about his friend, which was read at the memorial service:

"We pursue this passion not because the beer is so terribly important; it's those wonderful people behind this hobby that make it important. Dave epitomized that which all of us seek when we quaff our favorite brew. A nice guy, a quick smile. Dave embodied the homebrew ethic...don't worry, have a homebrew."

Sippin' on the Dock of the Bay IPA, brewed by Pat McIlhenny of Alpine Beer Co., was inspired by the success of California pro brewers in the Great American Beer Festival and World Beer Cup in the American IPA and Double IPA categories. This is what San Diego brewers like to call a California IPA.

According to Harold Gulbransen of QUAFF, "Pat, a San Diego County fire captain (when not brewing beer), is a great brewer and supporter of homebrewing. He has been a longtime member of QUAFF and an overall great guy. This beer will not be a Double IPA, but more like an American IPA...a bit more 'quaffable'."



## HOME BREWERS!

Since 1979, William's Brewing has been the leader in direct home brewing sales. We feature a huge line of home brewing, winemaking, and coffee roasting equipment. Browse our extensive website or request our free catalog today!

**www.williamsbrewing.com**

Free Catalog Requests: 800-759-6025

2594 Nicholson St. • San Leandro • CA • 94577

toast with old friends, and perhaps even forge some new friendships. After all, that's what beer is all about.

**Brian Cooper is president of the Mad Zymurgists homebrew club and a certified beer judge. Gaining an appreciation for good beer during college study in Austria and Germany, he has been homebrewing for over six years. Currently he is serving as conference manager on the committee for NHC 2009, assisting co-organizers Jamil Zainasheff and Chris Graham.**



**One way beer judges check their palates is by using commercial "calibration beers"—classic versions of the style they represent. Zymurgy has assembled a panel of four judges who have attained the rank of Grand Master in the Beer Judge Certification Program. Each issue they score two widely available commercial beers (or meads or ciders) using the BJCP scoresheet. We invite you to download your own scoresheets at [www.bjcp.org](http://www.bjcp.org), pick up a bottle of each of the beverages and judge along with them in our Commercial Calibration.**



With Belgian-style beers on our minds, we sent two award winners to our Calibration judges this issue.

First up was Rare Vos by Brewery Ommegang in Cooperstown, N.Y. Rare Vos is fresh off a bronze medal at the 2008 Great American Beer Festival in the French- and Belgian-style ale category.

Rare Vos is an amber ale and is listed as an example of the Belgian Pale Ale style in the BJCP guidelines, the category in which it was judged. Named after De Rare Vos (The Sly Fox), a bar in Brussels, Belgium that served as the starting point for bicycle races, the beer has aromas and flavors of caramel and orange, and a pleasant, mellow flavor of caramel malt.

Suggested pairings from Brewery Ommegang include grilled fish, pasta, burgers, designer pizza, mussels, and frites. Rare Vos is 6.5 percent abv.

Next up was Oro de Calabaza from Jolly Pumpkin Artisan Ales in Dexter, Mich. Oro de Calabaza (translated as "gold from the pumpkin") is a strong golden Biere de Garde fermented with Belgian ale yeast. It is aged in oak barrels with naturally occurring wild yeast and souring bacteria. It is unfiltered, unpasteurized and bottle conditioned.

Jolly Pumpkin describes it as "spicy and peppery with a gentle hop bouquet and the beguiling influence of wild yeast."

Oro de Calabaza has won two Great American Beer Festival medals, gold in 2004 and bronze in 2005. It checks in at 8-percent alcohol by volume and is available in 750-milliliter bottles.

Fans of Jolly Pumpkin will be excited to learn that the brewery is planning an expansion at its current Dexter facility and hopes to create a second location/brewery café down the road in Ann Arbor.

"We always seem to be adding more and more barrels," said founder and brewmaster Ron Jeffries. "That's a good thing, even though some folks around here are starting to roll their eyes and groan, 'and where are we going to put those?'"

Our expert panel includes David Houseman, a Grand Master III judge and competition director for the BJCP from Chester Springs, Pa.; Beth Zangari, a Grand Master level judge from Placerville, Calif. and founding member of Hangtown Association of Zymurgy Enthusiasts (H.A.Z.E.); Scott Bickham, a Grand Master II judge from Corning, N.Y., who has been exam director or associate exam director for the BJCP since 1995; and Gordon Strong, a Grand Master IV judge, principal author of the 2004 BJCP Style Guidelines and president of the BJCP board who lives in Beavercreek, Ohio.



## ON THE WEB

**Jolly Pumpkin Artisan Ales**  
[www.jollypumpkin.com](http://www.jollypumpkin.com)

**Brewery Ommegang**  
[www.ommegang.com](http://www.ommegang.com)

**BJCP Style Guidelines**  
[www.bjcp.org](http://www.bjcp.org)








Ommegang Rare Vos—Brewery Ommegang, Cooperstown, N.Y.  
BJCP Category: 16B Belgian Pale Ale

## THE JUDGES' SCORES FOR OMMEGANG RARE VOS



**Aroma:** Fruity aroma with pear, apple and hint of banana. Slight peppery/clove phenols. Alcohol (clean, not hot) is noticeable. Bready, slightly toasty malt aroma. Slight peppery hop presence. Complex aroma without any dominant element. Well-balanced. (11/12)

**Appearance:** Bright clarity. Orange/amber color. Dense head with long-lasting retention. Well carbonated. (3/3)

**Flavor:** Bready malt with slight toasty notes. Peppery hop flavor. Relatively moderate-high hop bitterness. Apple and pear-like fruity esters. Moderate clove phenols. Phenols are a bit over the top for this style and example. Balance is toward bitterness and phenols. Alcohol is evident. Finishes dry. Not the soft malt-sweetness expected in a session beer. No diacetyl. No DMS. (16/20)

**Mouthfeel:** Smooth, without being creamy. No astringency. Medium bodied. Some alcohol warming. Dry, peppery finish to mouthfeel. (4/5)

**Overall Impression:** A very enjoyable Belgian Pale Ale that fits the BJCP style quite well. The phenols are a bit high for the malt presence; I would like to have had less phenols or more malt character in the finish to better balance this beer and have a less dry finish. However with this spicy finish, this beer would go great with steamed mussels and fries with aioli mayonnaise. Do serve in the 40s to truly enjoy this beer. (8/10)

**Total Score: (42/50)**



**Aroma:** Light fruit up front, ripe Bartlett pear; toasty malt follows with a hint of clove spice phenol. No hops evident, thought some alcohol is. More estery than malty. (9/12)

**Appearance:** Orange amber with brilliant clarity. Well-formed, rocky persistent head of off-white largish bubbles that continually rise from the bottom of the glass. Foam dissipates slowly to a mist, leaves a lace. (3/3)

**Flavor:** Moderately sweet, toasty Munich malt flavor up front supports the ripe Bartlett pear esters and light clove and peppery phenol notes. Subdued hop flavor and firm bitterness come forward mid-palate and stay to the end. Hop flavor is more citrus-floral than spicy. A light almond note and bit of alcohol come in at the finish, which is crisp and dry, accentuated by the hop bitterness. (17/20)

**Mouthfeel:** Medium body with at first spritzzy carbonation that dissipates quickly in the mouth. Some alcohol warming combines with the prickly dry finish; not astringent, but definitely dry, and with a sensation like biting into an orange peel, with the white pith providing a foundation for the tingling zest. (4/5)

**Overall Impression:** Sweet toasty malt and ripe Bartlett pear esters in flavor and aroma are well balanced with the firm hop bitterness. As I was writing, the foam dissipated to a perfect yin-yang on the surface of the beer, as if to reaffirm the point. Alcohol is more prevalent in this beer than in some of its Belgian cousins. Just a bit bigger than a session beer, it would be enjoyable as a glass—or maybe two—at a sunny sidewalk café. (8/10)

**Total Score: (41/50)**



**Aroma:** Spicy, peppery phenols with hints of citrus and spruce. The malt has some depth with biscuit and toffee notes. Alcohol is evident—more than most Cat I beers, but it complements the malt and fermentation components of the aroma. Some banana and vanilla esters emerge as it warms. Nice complexity and balance. (10/12)

**Appearance:** Coppery orange color, perhaps speaking to Vienna malt. The head retention is good, but not as persistent as most Belgian beers. There is also some haze. (2/3)

**Flavor:** Toasted malt comes through first, along with a little graininess, providing a nice substrate for the fermentation flavors that follow. These include the peppery phenol notes that were prevalent in the aroma, and just a hint of bubble gum esters. The finish is fairly dry, with a moderate hop bitterness, but everything is in balance. (16/20)

**Mouthfeel:** I pick up a little astringency from the phenols and alcohol, and it could use a little more carbonation. The alcohol also provides a little warmth. (4/5)

**Overall Impression:** This is an interesting beer with a spectrum of malt and yeast flavors. The balance and complexity are the main strengths of this beer. The higher OG and alcohol may make it a better fit in the Saison style, but this is a case where the quality of the beer supersedes the stylistic accuracy. (8/10)

**Total Score: (40/50)**



**Aroma:** Quite fruity, some alcohol, moderate phenolics. Some malty sweetness but yeast character is dominant. Medium-low spicy notes—either yeast or hops. The esters are interesting, like strawberries. Alcohol has an aromatic rose-like quality. Lacks characteristic biscuity, toasty malt. (9/12)

**Appearance:** Tall beige head, creamy, with good retention. Medium amber color. Quite hazy; a distraction. (2/3)

**Flavor:** Fairly fruity, medium bitterness, nice phenolics in the late palate and finish. Esters are like berries and citrus. Malt is lightly sweet and softly toasty. Low hop flavor. Alcohol flavors mix nicely with esters and phenolics. Rather full palate with a dry finish. Lingering esters, phenolics and alcohol. Complex, tasty and interesting. (16/20)

**Mouthfeel:** Medium body. Medium-high to high carbonation. Warming alcohol in an overall smooth presentation. (4/5)

**Overall Impression:** Might be mis-categorized in the guidelines. Strength and yeast character are higher than typical and the malt character isn't as toasty and biscuity as most examples. The label calls it an "amber" so it might be better called a Belgian Artisanal Amber and judged in Category 16E. Something for consideration in a future release of the guidelines. This is a well-crafted Belgian ale, just not very much like a De Koninck. Great esters, nice balance, smooth alcohol. (8/10)

**Total Score: (39/50)**





## THE JUDGES' SCORES FOR JOLLY PUMPKIN ORO DE CALABAZA



**Aroma:** Lactic sour aroma with Brettanomyces-inspired barnyard notes. Low spicy hop aroma. Low fruitiness with some apricot esters. Very low phenols—spiciness is likely the hops. No apparent alcohol. No diacetyl or DMS. (9/12)


**Appearance:** Golden color. Quite hazy but that works for this style. Thick, long-lasting, white head. (3/3)

**Flavor:** Oakiness up front. Little distinct malt character; mainly Pils malt. Lactic sourness is moderate, not sharp, but soft. Some saltiness/mineral notes. Low peppery phenols and hop flavor. Moderate, balancing hop bitterness. Low fruity esters. Barnyard character is not as prevalent in the flavor as the aroma—more would have helped to define the beer. No diacetyl. Some vegetal notes follow the sourness in the aftertaste. Dry finish. (15/20)

**Mouthfeel:** Highly carbonated with prickly mouthfeel. Medium to medium-light body. Some astringency from the oak. No particular alcohol warming. Dry mouthfeel/finish. (4/5)

**Overall Impression:** A good drinking beer that clearly is a Belgian Specialty Ale. I would have liked more Brett character and malt complexity. The oak tannins were a bit aggressive for this beer. The sourness was nice and soft but would have benefited from offsetting malt character perhaps of wheat or Vienna malts. Suggest less time on the oak and make the malt bill more complex with some Caraviene or inoculate with Brettanomyces to better define the beer. The natural occurring microflora in barrels can be a mixed blessing. Still very drinkable. (7/10)

**Total Score: (38/50)**



**Aroma:** Biscuity bready malt with significant spicy Brettanomyces character, with earthy Seckel pear fruit aroma that accentuates an earthy, spicy hop. Hints of vanilla, oak and ripe orange emerge as the beer sits a bit. (10/12)

**Appearance:** Hazy yellow-gold, with low head formation. Foam is misty at first, grows to creamy, persistent pale yellow layer that leaves lace on sides of the glass. (3/3)

**Flavor:** Biscuit malt, some vanilla oak; lemony esters with red pepper berry spiciness complement the spicy Brett flavors and delicate tartness that emerges at the end, and lingers on the palate with a light, balancing hop bitterness. Oak accentuates the hop finish. As the beer warms a bit, a low earthy hop flavor and ripe tropical fruit, Clementine orange peel and bitterness pleasantly accentuate the tartness, leaving a surprisingly clean finish. (18/20)

**Mouthfeel:** Medium light body with effervescent carbonation provide a fluffy, creamy texture; light oak tannin astringency. Alcoholic warming emerges late in the finish, which combines with the Brett to give a tingling sensation like citrus zest. (5/5)

**Overall Impression:** Aroma is stronger in the oak and Brett character than the flavor, though the balance of the two is lovely. The Belgian pale quality, biscuity malt, fruity esters and spicy yeast still come through. The citrus tartness complements the oak. Impression is similar to Orval, but not as intense; maybe an "Orval light." I was sorry to see the glass come to an end. (9/10)

**Total Score: (45/50)**



**Aroma:** Yeasty, lemon-pepper aroma with a bouquet of tropical fruit esters, including papaya, kiwi and pears. Alcohol is evident but there are some solvent notes from the high ester concentration. I also get some caramel malt, but the emphasis is clearly on the fermentation character. Lemony notes emerge as it warms. (9/12)

**Appearance:** Great carbonation and head retention, as expected for an authentic Belgian-style ale. There is some yeast haze, but the sediment was roused during shipping. The golden color has a nice sheen from the suspended yeast. (3/3)

**Flavor:** The malt is on the thin side, providing fleeting toasted notes before yielding to the esters and phenols. The lemony character is quite pronounced, but may be enhanced by coriander or other spices. I also pick up some lactic acid, which is welcome in this style in moderation. The finish has a modest bitterness with some peppery notes, leaning to the dry side due to the high attenuation. (15/20)

**Mouthfeel:** Alcoholic warmth is evident, but in balance with the other flavors. The carbonation is good, but there is a little astringency from spice or yeast phenols. (4/5)

**Overall Impression:** This is a good example of the style. The lemony notes provide some complexity and work well with the peppery phenols, but the balance would improve if they were less assertive. The body is also a little thin—a little lower attenuation would provide a better backbone and a little more sweetness to support the fermentation flavors. (7/10)

**Total Score: (38/50)**



**Aroma:** Strong Brettanomyces and oak. Medium earthy hops. Brett has a leathery component, very low horse blanket. Light acidity. Wild and oaky. Medium-low phenolics, spicy. Light citrusy esters. Leather and oak dominate. (10/12)

**Appearance:** Light yellow color. Hazy. Tall white head, settled slowly. (2/3)

**Flavor:** Bitter, wild, oaky, tart, leathery—quite complex. Medium-high hop flavor—earthy, spicy. Moderate phenolics. Estery—citrus/lemon. Alcohol noted. Moderate weight palate with a dry finish. Medium-light acidity. Brett influence is obvious. Oak flavor lingers, along with bitterness, leather and tartness. (16/20)

**Mouthfeel:** Medium to medium-light body. Tannic/oak astringency is fairly strong. High carbonation. Warming. (4/5)

**Overall Impression:** Interesting. Oak character is strong and tends to clash a bit with the bitterness. Complex Brett character—leather, acidity, light horse blanket; Brett is well-handled. Lemony. The Belgian yeast character is strong but the oak is a bit overdone. The tannins and oak flavor are high in the balance and detract from the rest of the beer rather than enhancing it. Without the overwhelming oak character, this tastes a little like a big Orval, which is quite an accomplishment. (7/10)

**Total Score: (39/50)**




# BEER ACTIVISTS

## SUPPORT YOUR LOCAL BREWERY.ORG



THE BEVERAGE PEOPLE



*With over 30 different specialty malts, a stocked hop freezer and our vast selection of Wyeast and White Labs yeast... your perfectly balanced beer is right around the corner!*

**It's Where America Learns to Brew**

[www.thebeveragepeople.com](http://www.thebeveragepeople.com)

Visit us at: 840 Piner Rd. #14 Santa Rosa (800)544-1867

***Simulate the Bourbon cask experience without having to make 55 gallons***



**Midwest presents it's  
Bourbon Barrel Old Ale  
5 Gallon Recipe Kit**

- Amber, Gold & Brown Malt
- Crystal, Wheat, Aromatic, & Chocolate Grains
- Northern Brewer, Willamette, & Fuggle Hops
- American Oak Cubes
- Choice of Muntons Ale, Wyeast London Ale, or White Labs English Ale yeasts



Barrel Not Included

**Midwest 3440 Beltline Blvd. Mpls., MN 55416**  
**[www.midwestsupplies.com](http://www.midwestsupplies.com)**





# Contrarian Golden Lager



**M**any adventures await the intrepid beer adventurer. You've read tales in my past columns. Several friends have told me that they often live vicariously through the beer adventures I write about in *Zymurgy*. Well, it's time to get off your bum and have an adventure yourself. No, I'm not going to encourage you to journey out to the American Homebrewers Association National Homebrewers Conference or Great American Beer Festival you've never attended or try chong in Katmandu.

What I'm suggesting requires only firing up your kettle and making a batch of beer that's a bit the contrarian's contrarian. There are plenty of extreme beers, over the top IPAs, boldly flavored sour ales, barrel aged goodies and super high strength beers currently intoxicating the imagination. This time I'm asking you to take the challenge of making a full-flavored homebrewed lager using one of the most unlikely and demeaned ingredients.

## Contrarian Amber-Golden Lager Mash/Extract Recipe

### Ingredients

for 5.5 gallons (21 liters)

<b>6.5 lb</b>	(3 kg) very light malt extract syrup or 5.2 lb (2.4 kg) very light dried malt extract
<b>1.5 lb</b>	(680 g) rice extract syrup
<b>4.0 oz</b>	(113 g) honey malt
<b>4.0 oz</b>	(113 g) Belgian aromatic malt
<b>4.0 oz</b>	(113 g) Belgian Special-B malt
<b>4.0 oz</b>	(113 g) German pilsener malt
<b>1.5 oz</b>	(42 g) Mt. Hood hops 5% alpha (7.5 HBU/210 MBU) 60 min
<b>1.5 oz</b>	(42 g) French Strisselspalt hop pellets 1.8 alpha (2.7 HBU/76 MBU) 60 min
<b>1.25 oz</b>	(35 g) Liberty hops 4.5% alpha (5.6 HBU/158 MBU) 60 min
<b>1.0 oz</b>	(28 g) Liberty hops 4.5% alpha (4.5 HBU/126 MBU) 20 min
<b>1.0 oz</b>	(28 g) Mt. Hood hops 5% alpha (5 HBU/140 MBU) 10 min
<b>0.5 oz</b>	(14 g) French Strisselspalt hop pellets 5.5% alpha, dry hop in secondary lagering
<b>0.25 tsp</b>	(1 g) powdered Irish moss or one whirlfloc tablet White Labs Cry Havoc (lager) yeast
<b>0.75 cup</b>	(175 ml measure) corn sugar (priming bottles) or 0.33 cup (80 ml) corn sugar for keggings

**Target Original Gravity:** 1.056 (14 B)

**Target Extraction Efficiency:** 80%

**Approximate Final Gravity:** 1.016 (4 B)

**IBUs:** about 55

**Approximate color:** 14 SRM (28 EBC)

**Alcohol:** 5% by volume

### Directions

Heat 1 quart (1 l) water to 172° F (77.5° C) and add crushed grains to the water. Stir well to distribute heat. Temperature should stabilize at about 155° F (68° C). Wrap a towel around the pot and set aside for about 45 minutes. Have a homebrew.

After 45 minutes add heat to the mini-mash and raise the temperature to 167° F (75° C). Pass the liquid and grains into a strainer and rinse with 170° F (77° C) water. Discard the grains. Add to the sweet extract you have just produced more water, bringing the volume up to about 2.5 gallons (9.5 liters). Add malt extract, rice extract syrup and 60 minute hops and bring to a boil.

The total boil time will be 60 minutes. When 20 minutes remain add the 20-minute hops. When 10 minutes remain add the 10-minute hops and Irish moss (or tablet of whirlfloc). After a total wort boil of 60 minutes turn off the heat and immerse the covered pot of wort in a cold water bath and let sit for 15-30 minutes or the time it takes to have a couple of homebrews.

Strain out and sparge hops and direct the hot wort into a sanitized fermenter to which 2.5 gallons (9.5 liters) of cold water has been added. If necessary add cold water to achieve a 5.5 gallon (21 l) batch size. Aerate the wort very well.

Pitch the yeast when temperature of wort is about 70° F (21° C). Once visible signs of fermentation are evident ferment at 55° F (12.5° C) for about one week or when fermentation shows signs of calm and stopping. Rack from your primary to a secondary and add the hop pellets for dry hopping. "Lager" the beer at temperatures between 35- 45° F (1.5-7° C) for 4-6 weeks. Prime with sugar and bottle or keg when complete.



I've read about the history of Pilsener and how it immigrated to America. In the late 1800s, the use of rice and corn adjuncts was determined to be necessary to compensate for the difference between qualities of European barley malt and American barley malt. Old World traditional character was evidently replicated. Full hop and malt character were achieved with the unique refreshing character of the original Pilsener.

The American version became too popular. As demand rose, volume increased. The beer needed to appeal to more people, and eventually America's dance with Pilsener was abandoned and American light colored lager emerged.

What was it like? There are plenty of homebrew recipes for pre-Prohibition Pilsener online and they are excellent. I've been playing with rice as an adjunct and, being the contrarian I can sometimes be, I've digressed. With apologies to all of you who love to brew to style, I present this eccentric essay on golden lager with the enthusiasm of a homebrewer who continues to revisit this recipe because it is so good.

I invite you to take a homebrewed adventure that perhaps you have not explored: a relaxing, full-flavored adjunct beer that elevates the image of lager in America. It ain't Reinheitsgebot, nor is it an English or Belgian Ale. It's American if anything at all, but with a 2009 attitude that will make you wonder why anyone would wander far from home when you have this beer on tap.

Lagers are finicky. I present the original all-grain recipe and procedure that should be followed in detail as much as possible. The mash-extract is an acceptable alternative. I also believe that the use of White Labs Cry Havoc yeast is critical. This is the yeast I've been using for 26 years. White Labs banks and offers it to homebrewers. It's a yeast that makes this beer what it is.

Let's cut the shuck and jive and get on with the recipe.

**Charlie Papazian is founder of the American Homebrewers Association.** 

## Contrarian Amber-Golden Lager All Grain Recipe

### Ingredients

for 5.5 gallons (21 liters)

<b>7.5 lb</b>	(3.4 kg) German Pilsener malt
<b>0.5 lb</b>	(225 g) German Pilsener malt
<b>1.5 lb</b>	(680 g) flaked rice
<b>5.0 cup</b>	(1.3 l) rice husks
<b>4.0 oz</b>	(113 g) honey malt
<b>4.0 oz</b>	(113 g) Belgian aromatic malt
<b>4.0 oz</b>	(113 g) Belgian Special-B malt
<b>4.0 oz</b>	(113 g) German sauer malt
<b>1.25 oz</b>	(35 g) Mt. Hood hops 5% alpha (6.25 HBU/175 MBU) 60 min
<b>1.5 oz</b>	(42 g) French Strisselspalt hop pellets 1.8 alpha (2.7 HBU/76 MBU) 60 min
<b>1.0 oz</b>	(28 g) Liberty hops 4.5% alpha (4.5 HBU/126 MBU) 60 min
<b>1.0 oz</b>	(28 g) Liberty hops 4.5% alpha (4.5 HBU/126 MBU) 20 min
<b>1.0 oz</b>	(28 g) Mt. Hood hops 5% alpha (5 HBU/140 MBU) 10 min
<b>0.5 oz</b>	(14 g) French Strisselspalt hop pellets 5.5% alpha, dry hop in secondary lagering
<b>0.25 tsp</b>	(1 g) powdered Irish moss or one Whirlfloc tablet White Labs Cry Havoc (lager) yeast
<b>0.75 cup</b>	(175 ml measure) corn sugar (priming bottles) or 0.33 cup (80 ml) corn sugar for kegging

**Target Original Gravity:** 1.056 (14 B)

**Target Extraction Efficiency:** 80%

**Approximate Final Gravity:** 1.016 (4 B)

**IBUs:** about 55

**Approximate color:** 14 SRM (28 EBC)

**Alcohol:** 5% by volume

### Directions

A step infusion mash is employed to mash the grains. Add 9 quarts (8.6 l) of 140° F (60° C) water to the rice husks and crushed malt (NOTE: do not add the 0.5 lb. of pilsener malt nor flaked rice), stir, stabilize and hold the temperature at 132° F (53° C) for 30 minutes. While the malt mash is resting, add 0.5 lb of pilsener malt and flaked rice to 7 quarts (6.7 l) of cool water and bring to a boil. CAUTION: Take care to prevent scorching of rice; stir often and prevent boil-over. The small amount of malt helps to break down the starchy rice with its enzyme action as it goes through the temperature range from about 130 to 160° F (54-71° C) on the way to boiling.

After mash has rested at 132° F (53° C) for 30 minutes add the boiling hot rice/malt liquid to the mash, heating as needed to bring temperature up to 155° F (68° C) and hold for about 30 minutes. Then raise temperature to 167° F (75° C), laut and sparge with about 3.5 gallons (13.5 l) of 170° F (77° C) water. Collect about 6 gallons (23 l) of runoff. Add 60-minute hops and bring to a full and vigorous boil.

The total boil time will be 60 minutes. When 20 minutes remain add the 20-minute hops. When 10 minutes remain add the 10-minute hops and Irish moss (or tablet of whirlfloc). After a total wort boil of 60 minutes turn off the heat and place the pot (with cover on) in a running cold-water bath for 30 minutes. Continue to chill in the immersion or use other methods to chill your wort. Strain and sparge the wort into a sanitized fermenter. Bring the total volume to 5.5 gallons (21 l) with additional cold water if necessary. Aerate the wort very well.

Pitch the yeast when temperature of wort is about 70° F (21° C). Once visible signs of fermentation are evident ferment at 55° F (12.5° C) for about one week or when fermentation shows signs of calm and stopping. Rack from your primary to a secondary and add the hop pellets for dry hopping. "Lager" the beer at temperatures between 35- 45° F (1.5-7° C) for 4-6 weeks. Prime with sugar and bottle or keg when complete.



By Jill Redding

# Big Beers, Belgians and Barleywines

**T**he Big Beers, Belgians and Barleywines Festival, held in Vail, Colo. January 8-10, started out nine years ago as a trade show of craft beer. It's since morphed into much, much more.

It's a veritable beer lover's extravaganza with not one, but two beer pairing dinners with some of the big hitters in the craft brewing world. Sam Calagione (Dogfish Head) and Adam Avery (Avery Brewing) had so much fun with their first beer pairing dinner in 2005 that it's become an annual event called the Calibration Dinner to kick off the now three-day festival.

The Brewmasters' Dinner annually features one brewer with Colorado ties and one national or international brewer; this year, Matt Brophy of Flying Dog (formerly a Colorado brewery) and Vinnie Cilurzo of Russian River presented their



Greg Koch, Eric Wallace, Susan Duniphin and Josh Goldberg celebrating in Vail.



## KUDOS—BEST OF SHOW

### AHA/BJCP Sanctioned Competition Program

#### December 2008

Humpty's Big Fish Homebrew Competition, 99 entries—*Rory Petrik, Eugene, OR.*  
Happy Holiday Homebrew Competition, 327 entries—*Britt Taylor-Burton, Austin, TX.*  
Brew Bubbas Big Brew Brew-Off: December 2008, 21 entries—*Jerry Bonnici, Macomb, MI.*

#### January 2009

Big Beers, Belgians & Barleywines Homebrew Competition, 170 entries—*Mike Pedersen, Longmont, CO.*  
The Elevator Procrastinators? Home Brewing Competition, 25 entries—*Rob Buchanan, Columbus, Ohio.*  
Great Alaska Beer and Barley Wine Festival, 31 entries—*Lagunitas Brewing Company, Petaluma, CA.*  
AHA Club-Only Competition, Belgian & French Ales, 53 entries—*Bob Kauffman, Boulder, CO.*  
Upper Mississippi Mash Out, 869 entries—*Vincent Rokke, Fargo, ND.*

Garage Brewers Society Chili Cook-off, 24 entries—*Bryan Clauser, St. Peters, MO.*  
Doug King Memorial Lager and Specialty Beer Competition, 33 entries—*Andrew Waisanen, Irvine, CA.*  
The Bruery Batch No. 50 Competition, 62 entries—*Al Buck, Hillsborough, NJ.*  
Meadlennium 2009, 103 entries—*Howard Curran, Oviedo, FL.*  
Brew Bubbas Big Brew Brew-Off: January 2009, 28 entries—*Rich Gifaldi, Macomb, MI.*  
11th Annual Domras Cup Mead Competition, 35 entries—*Frank Russo, Savannah, GA.*  
Snowdown's First Annual Homebrew Competition, 55 entries—*Chris Vest, Dolores, CO.*

#### February 2009

The Great Northern Brew-Ha-Ha, 281 entries—*Mike Lemke, Muskego, WI.*  
2009 Anchorage Fur Rondy Homebrew Competition, 30 entries—*Aaron Christ, Anchorage, AK.*

KLCC Microbrew Festival Homebrew Competition, 136 entries—*Kelley Hook, Eugene, OR.*  
Homebrew Alley 3, 250 entries—*Stuart Baird, Lake Placid, NY.*  
America's Finest City Homebrew Competition, 489 entries—*Chris Simental, Valley Village, CA.*  
Beerfest, 178 entries—*Peter Howell, Boronia, Victoria, Australia.*  
Cowtown Homebrew Roundup, 151 entries—*Corey Clayton, Calgary, AB.*  
16th Annual Peach State Brew Off, 344 entries—*Michael Branam, Atlanta, GA.*  
4th Annual Peterson AFB Homebrew Competition, 161 entries—*Aaron Heaton, Ft Collins, CO.*

#### March 2009

MCAB XI, 146 entries—*Alastair Hewitt, Wakefield, MA.*  
Cincinnati Bockfest, 54 entries—*Lance York/Rob Rehovick, Maineville, OH.*





## AHA SPECIAL EVENTS

See [www.AHArally.org](http://www.AHArally.org) for the current AHA Rally Calendar

### May 2

#### AHA Big Brew/National Homebrew Day—Worldwide Event.

Contact: Janis Gross.  
[Janis@BrewersAssociation.org](mailto:Janis@BrewersAssociation.org)  
[www.beertown.org/events/bigbrew/index.html](http://www.beertown.org/events/bigbrew/index.html)

### June 18

#### AHA National Homebrew Competition Finals—Oakland, CA.

Contact: Janis Gross.  
[Janis@BrewersAssociation.org](mailto:Janis@BrewersAssociation.org)  
[www.beertown.org/events/nhc/index.html](http://www.beertown.org/events/nhc/index.html)

### June 18-20

#### AHA National Homebrewers Conference

Oakland, CA. Contact: Bradley Latham.  
[Bradley@BrewersAssociation.org](mailto:Bradley@BrewersAssociation.org)  
[www.AHAconference.org](http://www.AHAconference.org)

### August 1

#### AHA Mead Day—Worldwide Event.

Contact: Janis Gross.  
[Janis@BrewersAssociation.org](mailto:Janis@BrewersAssociation.org)  
[www.beertown.org/events/meadday/index.html](http://www.beertown.org/events/meadday/index.html)

pairings at the Centre V Brasserie.

There's also a commercial tasting that this year drew more than 900 people to sample 211 beers from 84 breweries from stateside and beyond at the Vail Marriott Mountain Resort. Educational seminars included Brewing Outside the Box, a Beer and Cheese Pairing Challenge, Cilurzo discussing "Funkification: Funky Beers from the Wine Country," and Brophy discussing recipe development. There was also an introduction to the Cicerone beer certification program.

Oh, and did we mention the homebrew competition?

This year's competition had 170 entries (down from last year's record of 204), of which organizer Laura Lodge muses: "I think it's a little bit of a kick from the economy, as far as brewing some of the most expensive beers to make."

But even if it was lacking somewhat in quantity, it definitely wasn't lacking in quality. "The quality level rose in the first five years and has just stayed up there," said Lodge. "We started out getting mostly barleywines, and then it kind of evolved into IPAs, then it was how hoppy

## Big Hitter Barleywine

### Ingredients

for 6 U.S. gallons (22.7 liters)

<b>23.25 lb</b>	(10.5 kg) American two-row
<b>1.0 lb</b>	(0.45 kg) Light Crystal (10-20L)
<b>1.0 lb</b>	(0.45 kg) Dark Crystal (75-85L)
<b>0.25 lb</b>	(113 g) Pale Chocolate
<b>0.25 lb</b>	(113 g) Special B
<b>1.0 lb</b>	(0.45 kg) corn sugar
<b>2.5 oz</b>	(70 g) Magnum pellets (13.2% AA) 60 min
<b>1.0 oz</b>	(28 g) Columbus pellets (12% AA) at flameout
<b>1.5 oz</b>	(42 g) Centennial pellets (9% AA) at flameout
<b>1.5 oz</b>	(42 g) Amarillo pellets (8.9% AA) at flameout
<b>1.0 oz</b>	(28 oz) Amarillo pellets (dry hop)
	White Labs WLP001

**Original Gravity:** 1.108

**Final Gravity:** 1.020

**ABV:** 11.6%

**IBU:** Approx 100

**Primary Fermentation:** 2 weeks at 69° F (21° C)

**Secondary Fermentation:** 5 months at 67° F (19° C)

### Directions

Single infusion mash at 149° F (65° C) for 75 minutes. Run off 8 gallons (Pedersen had a pre-boil gravity of 1.085) and boil 90 minutes.

### Extract Version

Substitute 12 lb (5.4 kg) of extra light dry malt extract for two-row malt. Steep grains in 2 gallons (7.6 L) of water at 160° F (71° C) for 30 minutes, then strain and sparge with 1 gallon (3.8 L) of 170° F (77° C) water. Stir in malt extract and corn sugar and bring to a boil. Add 60 minute hops. Boil 60 minutes then turn off burner; stir in 0 minute hops then chill wort. Strain into a fermenter with enough cold water to make 5.5 gallons (20.8 L) in the fermenter. Pitch yeast and aerate well.

can you make it. Now it's swinging around to the Belgian styles and even experimentation with Brett. We're really seeing the styles evolve."

But it was a barleywine that took Best of Show in 2009, with Mike Pedersen of Longmont, Colo. winning the top prize with his Big Hitter Barleywine. Pedersen said the name was inspired by the movie "Caddyshack," where Bill Murray's character talks about caddying for the Dalai Lama in Tibet, commenting, "Big hitter, the Lama."

It was only the second competition for the 31-year-old Pedersen, a member of the Indian Peaks Alers homebrew club. "I normally like to brew bigger beers, mostly ales, of all varieties," he said. "This was the first time I've medaled. I would like to thank all of the folks involved in the festival for making my year!"

Lodge and her brother, Bill Lodge, the festival founder, seem to thrive on pulling together all of the details involved in such a massive undertaking, and the results are appreciated by festival-goers as well as members of the local community. After expenses are covered, proceeds of the festival go to the Vail Valley Charitable Fund, which offers financial support to residents of the Vail Valley who have suffered medical catastrophes, accidents or long-term illnesses.

"Bill and Laura do such a great job," said Avery, who has been involved since the first year. "No other festival has the peripheral events that go on with this one. To pull this all together is just incredible."

"Everything went the most smoothly that it ever has, although after nine years, we're a little bit better at it," said Laura Lodge. "We had almost 25 percent more





## AHA/BJCP SANCTIONED COMPETITION PROGRAM CALENDAR

Want to discuss judging, beer styles, competitions and exams? Join the BJCP Members Forum at [www.bjcp.org/phpBB2/index.php](http://www.bjcp.org/phpBB2/index.php).

To register a new competition, please go to [www.bjcp.org/apps/comp\\_reg/comp\\_reg.html](http://www.bjcp.org/apps/comp_reg/comp_reg.html). Check the AHA or BJCP Web sites to see the latest calendar of events. Competition organizers: please remember to submit your results promptly using our electronic system. Competitions not filing organizer reports will not be allowed to register in the future.

Interested in becoming a beer judge? See [www.beertown.org/homebrewing/scp/judge.html](http://www.beertown.org/homebrewing/scp/judge.html) for information.



### May 2

#### **Green Mountain Homebrew Competition**

Burlington, VT. Contact: Lewis Greitzer, 802-598-9972, [gmlc2009@gmail.com](mailto:gmlc2009@gmail.com), [www.mashers.org](http://www.mashers.org)

### May 3

#### **Southern Star Brewing Best of Show**

Conroe, TX. Contact: David Fougeron, 936-441-2739, [dave@southernstarbrewing.com](mailto:dave@southernstarbrewing.com), [www.southernstarbrewing.com](http://www.southernstarbrewing.com)

### May 3

#### **Great Basin Brew Off**

Sparks, NV. Contact: Stan Bennett, 775-853-3351, [PackBrew@gbis.com](mailto:PackBrew@gbis.com), [www.washoezz.net](http://www.washoezz.net)

### May 9

#### **AHA Club-Only Competition, Extract**

Beers Fort Worth, TX. Contact: Michael Porter, 817-461-9425, [msrwl5@sbcglobal.net](mailto:msrwl5@sbcglobal.net), [www.beertown.org/homebrewing/club.html](http://www.beertown.org/homebrewing/club.html)

### May 9

#### **15th Annual Eight Seconds of Froth**

Cheyenne, WY. Contact: Brian Mertz, 307-638-6754, [windywy@aol.com](mailto:windywy@aol.com), [www.bbriggs.vcn.com/8seconds.html](http://www.bbriggs.vcn.com/8seconds.html)

### May 9

#### **Homebrew at the WEB**

Frankenmuth, MI. Contact: Jim Brown, 989-233-2221, [happytappy@speednetllc.com](mailto:happytappy@speednetllc.com), [www.hbd.org/cassriver](http://www.hbd.org/cassriver)

### May 9

#### **Madison River Brewing 3rd Annual Homebrew Competition**

Belgrade, MT. Contact: Becky Peppelman, 406-388-0322, [becky@madisonriverbrewing.com](mailto:becky@madisonriverbrewing.com)

### May 9

#### **Sonoma Beerocrats Present**

**The North Bay Home Brew Competition**  
Santa Rosa, CA. Contact: John Arends, 707-528-2986, [ABREWER2@sbcglobal.net](mailto:ABREWER2@sbcglobal.net), [www.sonomabeerocrats.org](http://www.sonomabeerocrats.org)

### May 16

#### **27th Annual Oregon Homebrew Festival**

Corvallis, OR. Contact: Bob Saathoff, 541-929-3045, [b.saathoff@comcast.net](mailto:b.saathoff@comcast.net), [www.hotv.org](http://www.hotv.org)

### May 16

#### **Brewmaster's Open**

Alpharetta, GA. Contact: Les Wright, 770-891-7700, [lwright@gmail.com](mailto:lwright@gmail.com), [www.brewmastersopen.com](http://www.brewmastersopen.com)

### May 16

#### **The Bluegrass Cup**

Lexington, KY. Contact: Chris Vandergrift, 502-229-2999, [chris.vandergrift@gmail.com](mailto:chris.vandergrift@gmail.com), [www.bockbrew.com](http://www.bockbrew.com)

### May 16

#### **U.S. Open**

Mooresville, NC. Contact: William Lynch, 704-905-9098, [brewcnc@yahoo.com](mailto:brewcnc@yahoo.com), [www.carolinabrewmasters.com](http://www.carolinabrewmasters.com)

### May 16

#### **2009 Sacramento County Fair Home Brewing Competition**

Sacramento, CA. Contact: J J Jackson, 916-348-6322, [jjjaxon@cwnet.com](mailto:jjjaxon@cwnet.com)

### May 16

#### **B.E.E.R. 13th Annual Homebrew Competition**

St. James, NY. Contact: Douglass Gladue, 401-741-5237, [Dgla3699@hotmail.com](mailto:Dgla3699@hotmail.com), [www.hbd.org/beer](http://www.hbd.org/beer)

### May 16

#### **2009 Left Hand Session Ales Pro Am Challenge**

Longmont, CO. Contact: Joanne Knipmeyer, 303-775-3275, [bigbeers@knipmeyers.com](mailto:bigbeers@knipmeyers.com), [www.indianpeaksalers.club.officelive.com/competition.aspx](http://www.indianpeaksalers.club.officelive.com/competition.aspx)

### May 16

#### **Bloat Open**

Cincinnati, OH. Contact: Michael Carver, 314-440-6850, [mcarver@hotmail.com](mailto:mcarver@hotmail.com), [www.bloatarian.org](http://www.bloatarian.org)

### May 16

#### **Boston Regional LongShot Competition**

Manchester, NH. Contact: Michael Fairbrother, 603-234-9582, [fairbrother@nhbrewers.com](mailto:fairbrother@nhbrewers.com), [www.nhbrewers.com/LongShot](http://www.nhbrewers.com/LongShot)

### May 16

#### **Upland Brewing Co. UpCup Competition**

Bloomington, IN. Contact: Caleb Staton, 812-336-2337, [caleb@uplandbeer.com](mailto:caleb@uplandbeer.com), [www.uplandbeer.com](http://www.uplandbeer.com)

### May 16

#### **2009 Hogtown Brew-Off**

Gainesville, FL. Contact: Mark Tumarkin, 352-562-5390, [mtumarkin@att.net](mailto:mtumarkin@att.net), [www.hogtownbrewers.org](http://www.hogtownbrewers.org)

### May 17

#### **14th Annual Big Batch Brew Bash**

Houston, TX. Contact: Donald Sajda, 281-351-7541, [rodon@flash.net](mailto:rodon@flash.net), [www.thekgb.org](http://www.thekgb.org)

### May 18

#### **LongShot-Samuel Adams American Homebrew Contest, Western Regionals 2009**

Oakland, CA. Contact: John Watson, 408-242-1368, [jswatson04@yahoo.com](mailto:jswatson04@yahoo.com), [www.brewingcompetition.com/LS/judge\\_reg.html](http://www.brewingcompetition.com/LS/judge_reg.html)

### May 22

#### **17th annual Great Alaska Craftbeer and Homebrew Festival**

Haines, AK. Contact: Rachael Juzeler, 907-780-5866, [qualitycontrol@alaskanbeer.com](mailto:qualitycontrol@alaskanbeer.com), [www.seakfair.org](http://www.seakfair.org)

### May 23

#### **Enchanted Brewing Challenge**

Albuquerque, NM. Contact: Philip Brown, 505-296-3763, [phil525@hotmail.com](mailto:phil525@hotmail.com), [www.dukesofale.com/ebc.html](http://www.dukesofale.com/ebc.html)

### May 23

#### **2009 California State Fair Commercial Craft Brewing Competition**

Sacramento, CA. Contact: J J Jackson, 916-348-6322, [jjjaxon@cwnet.com](mailto:jjjaxon@cwnet.com), [www.bigfun.org](http://www.bigfun.org)

### May 23

#### **Goblets of Gold Mead Competition**

Homer, AK. Contact: Laurence Livingston, 907-235-9412, E-mail: [brewkahuna@hotmail.com](mailto:brewkahuna@hotmail.com)

### May 24

#### **2009 California State Fair Home Brewing Competition**

Sacramento, CA. Contact: J J Jackson, 916-348-6322, [jjjaxon@cwnet.com](mailto:jjjaxon@cwnet.com), [www.bigfun.org](http://www.bigfun.org)

### May 30

#### **Sasquatch Brewfest Homebrew Competition**

Eugene, OR. Contact: Denny Conn, 541-743-5344, [denny@projectoneaudio.com](mailto:denny@projectoneaudio.com), [www.sasquatchbrewfest.org/homebrew.html](http://www.sasquatchbrewfest.org/homebrew.html)

### May 30

#### **Aurora Brewing Challenge**

Edmonton, AB, Canada. Contact: Kurt Stenberg, 780-989-2546, [abc@ehg.ca](mailto:abc@ehg.ca), [www.ehg.ca](http://www.ehg.ca)

### May 30

#### **2009 Puget Sound Pro-Am**

Kent, WA. Contact: Mark Emiley, 206-251-1344, [markemiley@yahoo.com](mailto:markemiley@yahoo.com), [www.bewbc.org/pro-am](http://www.bewbc.org/pro-am)

### June 2

#### **North American Beer Awards**

Idaho Falls, ID. Contact: Gregg Smith, 208-403-2499, [Gsmithbeer@aol.com](mailto:Gsmithbeer@aol.com), [www.NorthAmericanBrewers.org](http://www.NorthAmericanBrewers.org)

### June 6

#### **The Celtic Brew Off**

Arlington, TX. Contact: Jamison Kirmser, 817-223-5587, [info@celticbrewoff.com](mailto:info@celticbrewoff.com), [www.celticbrewoff.com](http://www.celticbrewoff.com)

### June 13

#### **New York State Fair Homebrew Competition**

Syracuse, NY. Contact: David Meszko, 315-256-4616, [dmeszko@twcnr.com](mailto:dmeszko@twcnr.com), [www.nysfair.org/competitions/](http://www.nysfair.org/competitions/)

### June 18

#### **AHA National Homebrew Competition Final Round**

Oakland, CA. Contact: John Tull, 775-784-4804, [jctull@gmail.com](mailto:jctull@gmail.com), [www.beertown.org/events/nhc/index.html](http://www.beertown.org/events/nhc/index.html)





# Brewers Association PUB DISCOUNT PROGRAM Participating Pubs

Just show your American Homebrewers Association card to your server at the pubs below and save money on BEER, FOOD and/or MERCHANDISE!

Must be 21 or older to receive discounts at participating locations. Pub Discounts are not valid with any other offers or discounts.

Benefits only apply to the card-carrying AHA member, unless otherwise noted. Some states prohibit free or discounted alcohol. Pubs must obey state law in this regard.

## ALASKA

Sleeping Lady Brewing Co./  
Snow Goose Restaurant  
Anchorage

## ARIZONA

Barley Brothers Brewery  
Lake Havasu City  
BJ's Restaurant & Brewery  
Chandler  
BJ's Restaurant & Brewhouse  
Mesa, Peoria, Phoenix, Tucson  
Gordon Biersch Brewery  
Restaurant  
Gilbert, Glendale, Phoenix, Tempe  
Mudshark Brewing Co.  
Lake Havasu City  
Old Chicago  
Chandler, Tucson  
Rock Bottom Restaurant &  
Brewery  
Glendale, Phoenix (2), Scottsdale

## ARKANSAS

Bosc's Little Rock Brewing Co.  
Little Rock  
Vinos Pizza Pub Brewery  
Little Rock

## CALIFORNIA

21st Amendment Brewery Café  
San Francisco  
American River Sports Bar &  
Grille  
Folsom  
Anderson Valley Brewing Co.  
Boonville  
Barley & Hops Old World Family  
Tavern  
Temecula  
BJ's Pizza & Grill  
Huntington Beach, La Jolla, Laguna  
Beach, Long Beach, Newport  
Beach, Westwood  
BJ's Restaurant & Brewery  
Brea, Laguna Hills, Oxnard,  
Roseville, West Covina, Woodland  
Hills  
BJ's Restaurant & Brewhouse  
Arcadia, Bakersfield, Burbank,  
Cerritos, Chino Hills, Chula Vista,  
Corona, Cupertino, Del Amo, Elk  
Grove, Folsom, Fresno, Glendale,  
Huntington Beach, Irvine, La Mesa,  
Modesto, Montebello, Moreno  
Valley, Newark, Palmdale, Rancho  
Cucamonga, Sacramento, San  
Bernardino, San Bruno, San Jose,  
San Mateo, Stockton, Temecula,  
Vacaville, Valencia, Westlake Village  
Bootleggers Brewery  
Fullerton  
E.J. Phair Brewing Co. &  
Alehouse  
Concord  
Firestone Walker Brewing Co.  
Paso Robles

Firestone Walker Taproom  
Restaurant  
Buellton  
Gordon Biersch Brewery  
Restaurant  
Burbank, Palo Alto, Pasadena, San  
Diego, San Francisco, San Jose  
Hollister Brewing Co.  
Goleta  
Huntington Beach Beer Co.  
Huntington Beach  
Iron Springs Pub & Brewery  
Fairfax  
O'Brien's Pub  
San Diego  
Pyramid Alehouse, Brewery &  
Restaurant  
Berkeley  
Rock Bottom Restaurant &  
Brewery  
Campbell, La Jolla, Long Beach,  
San Diego  
Rogue Ales Public House  
San Francisco  
Russian River Brewing Co.  
Santa Rosa  
Santa Barbara Brewing Co.  
Santa Barbara  
Schooners Grille and Brewery  
Antioch  
Stone Brewing Co./Stone  
Brewing World Bistro & Gardens  
Escondido

## COLORADO

Avery Brewing Co.  
Boulder  
Backcountry Brewery  
Frisco  
BJ's Restaurant & Brewery  
Boulder  
BJ's Restaurant & Brewhouse  
Aurora, Westminster  
Breckenridge Brewery  
Denver  
Breckenridge Brewery & Pub  
Denver  
Boulder Beer Co.  
Boulder  
C.B. and Potts  
Broomfield, Englewood,  
Fort Collins, Highlands Ranch,  
Westminster  
Dillon Dam Brewery  
Dillon  
Dry Dock Brewing Co.  
Aurora  
Glenwood Canyon Brewing Co.  
Glenwood Springs  
Gordon Biersch Brewery  
Restaurant  
Broomfield

Great Divide Brewing Co.  
Denver  
Great Northern  
Denver  
Hops Grillhouse and Brewery  
Golden, Littleton, Northglenn  
Left Hand Brewing Co.  
Longmont  
New Belgium Brewing Co.  
Fort Collins  
Odell Brewing Co.  
Fort Collins  
Old Chicago  
Aurora (2), Boulder, Broomfield,  
Colorado Springs (4), Denver (3),  
Fort Collins (2), Grand Junction,  
Greeley, Lakewood, Littleton,  
Longmont, Silverthorne, Superior,  
Thornton, Westminster, Wheatridge  
Oskar Blues Grill & Brewery  
Lyons  
Pagosa Brewing Co.  
Pagosa Springs  
Palisade Brewery  
Palisade  
Phantom Canyon Brewing Co.  
Colorado Springs  
Pumphouse Brewery &  
Restaurant  
Longmont  
Redfish New Orleans Brewhouse  
Boulder  
Redstone Meadery  
Boulder  
Rock Bottom Restaurant &  
Brewery  
Colorado Springs, Denver,  
Englewood, Westminster (2)  
Rockyard Brewing Co.  
Castle Rock  
Rosie's Brewpub  
Leadville  
San Luis Valley Brewing Co.  
Alamosa  
Ska Brewing  
Durango  
Smugglers Brewpub & Grille  
Montrose, Telluride  
Tommyknocker Brewery & Pub  
Idaho Springs  
Walnut Brewery  
Boulder  
Wynkoop Brewing Co.  
Denver

## CONNECTICUT

Cambridge House Brew Pub  
Granby  
Hops Grillhouse and Brewery  
Newington  
Willimantic Brewing Co./  
Main Street Café  
Willimantic

## DELAWARE

Dogfish Head Brewings & Eats  
Rehoboth Beach  
Dogfish Head Craft Brewery  
Milton  
Iron Hill Brewery and Restaurant  
Newark, Wilmington  
Stewarts Brewing Co.  
Bear

## FLORIDA

A1A Ale Works  
St. Augustine  
Big River Grille & Brewing  
Works  
Lake Buena Vista  
BJ's Restaurant & Brewhouse  
Citrus Park, Kissimmee, Pinellas  
Park, Orlando  
Gordon Biersch Brewery  
Restaurant  
Miami  
Hops Grillhouse and Brewery  
Boynton Beach, Bradenton, Fort  
Myers, Gainesville, Miami, Ocala,  
Palm Harbor, Pembroke Pines,  
Pompano Beach, Sanford  
Old Chicago  
Brandon  
Orlando Brewing Partners, Inc.  
Orlando  
Ragtime Tavern Seafood & Grill  
Atlantic Beach  
Seven Bridges Grille & Brewery  
Jacksonville

## GEORGIA

Gordon Biersch Brewery  
Restaurant  
Atlanta  
Moon River Brewing Co.  
Savannah  
Rock Bottom Restaurant &  
Brewery  
Atlanta  
Twain's Billards and Tap  
Decatur

## HAWAII

BJ's Restaurant & Brewhouse  
Lahaina  
Gordon Biersch Brewery  
Restaurant  
Honolulu  
Kona Brewing Co.  
Kailua-Kona  
Maui Brewing Co.  
Lahaina-Maui

## IDAHO

Old Chicago  
Boise (2)

## ILLINOIS

Brass Restaurant & Brewery  
South Barrington  
Flossmoor Station Brewing Co.  
Flossmoor

Goose Island Beer Co.  
Chicago (2)

Gordon Biersch Brewery  
Restaurant  
Bolingbrook

Granite City Food and Brewery  
Cherry Valley, East Peoria, Orland  
Park

Mickey Finns Brewery  
Libertyville

Old Chicago  
Elk Grove, Peoria (2), Rockford

Rock Bottom Restaurant &  
Brewery  
Chicago, Lombard, Orland Park,  
Warrenville

## INDIANA

Barley Island Brewing Co.  
Noblesville  
BJ's Restaurant & Brewhouse  
Greenwood  
Granite City Food & Brewery  
Fort Wayne, Mishawaka  
J. Gumbo's Ale House and Grill  
Indianapolis  
Power House Brewing Co.'s  
Columbus Bar  
Columbus  
Rock Bottom Restaurant &  
Brewery  
Indianapolis (2)  
Upland Brewing Co.  
Bloomington

## IOWA

Court Avenue Brewing Co.  
Des Moines  
Granite City Food and Brewery  
Cedar Rapids, Clive, Davenport  
Millstream Brewing Co.  
Amana  
Old Chicago  
Bettendorf, Coralville  
Raccoon River Brewing Co.  
Des Moines  
Rock Bottom Restaurant &  
Brewery  
West Des Moines  
Sherwood Brewing Co.  
Shelby Twp

## KANSAS

Goebel Liquor (Rob's Other  
World)  
Wichita  
Granite City Food and Brewery  
Kansas City, Olathe, Wichita (East),  
Wichita (West)  
Old Chicago  
Lawrence, Lenexa, Manhattan, Olathe,  
Overland Park, Topeka, Wichita (3)

## KENTUCKY

BJ's Restaurant & Brewhouse  
Oxmoor



**LOUISIANA**

BJ's Restaurant & Brewhouse  
Baton Rouge

Gordon Biersch Brewery  
Restaurant  
New Orleans

**MAINE**

Sebago Brewing Co.  
Gorham, Portland, South Portland

**MARYLAND**

Dogfish Head Alehouse  
Gaithersburg

Flying Dog Brewery/Wild Goose  
Brewery  
Fredrick

Gordon Biersch Brewery  
Restaurant  
Annapolis, Rockville

Hops Grillhouse and Brewery  
Owings Mills

Rock Bottom Restaurant &  
Brewery  
Bethesda

**MASSACHUSETTS**

Boston Beer Co.  
Boston

Cambridge Brewing Co.  
Cambridge

Rock Bottom Restaurant  
& Brewery  
Boston, Braintree

**MICHIGAN**

Arbor Brewing Co.  
Ann Arbor

Big Buck Brewery & Steak House  
Auburn Hills, Gaylord

Liberty Street Brewing Co.  
Plymouth

Saugatuck Brewing Co.  
Saugatuck

**MINNESOTA**

Granite City Food and Brewery  
Eagan, Maple Grove, Roseville, St.  
Cloud, St. Louis Park

Old Chicago  
Apple Valley, Blaine, Duluth, Eagan,  
Eden Prairie, Minneapolis (2),  
Minnetonka, Plymouth, Roseville

Rock Bottom Restaurant &  
Brewery  
Minneapolis

**MISSOURI**

75th Street Brewery  
Kansas City

Gordon Biersch Brewery  
Restaurant  
Kansas City

Granite City Food and Brewery  
Creve Coeur, Kansas City (Zona  
Rosa)

**MONTANA**

Bitter Root Brewing Co.  
Hamilton

Madison River Brewing Co.  
Belgrade

Old Chicago  
Billings, Bozeman

**NEBRASKA**

Gottberg Brew Pub  
Columbus

Granite City Food and Brewery  
Lincoln, Omaha

Old Chicago  
Kearney, Lincoln (2), Omaha (4)

Nebraska Brewing Co.  
Papillion

Thunderhead Brewing Co.  
Kearney

Upstream Brewing Co.  
Omaha (2)

**NEVADA**

BJ's Restaurant & Brewery  
Reno

BJ's Restaurant & Brewhouse  
Summerlin

Chicago Brewing Co.  
Las Vegas

Gordon Biersch Brewery  
Restaurant  
Las Vegas (2)

Rosemary's Restaurant  
Las Vegas

**NEW HAMPSHIRE**

The Portsmouth Brewery  
Portsmouth

**NEW JERSEY**

Ale Street News  
Maywood

Triumph Brewing Co.  
Princeton

**NEW MEXICO**

Blue Corn Café & Brewery  
Santa Fe

Chama River Brewing Co.  
Albuquerque

Il Vicino Brewing Co.  
Albuquerque

O'Neil's Good Food Honest  
Drink  
Albuquerque

**NEW YORK**

Brooklyn Brewery  
Brooklyn

CH Evans Brewing Co. at the  
Albany Pump Station  
Albany

Crooked Rooster Brewpub  
Watkins Glenn

Ellicottville Brewing Co.  
Ellicottville

Great Adirondack Brewing Co.  
Lake Placid

Hop Devil Grill  
New York, New York

Lake Placid Craft Brewing Co.  
Plattsburgh

Lake Placid Pub & Brewery  
Lake Placid

Matt Brewing Co.  
Utica

Rohrbach Brewing Co.  
Rochester

Roosterfish Brewing Co.  
Watkins Glenn

Southampton  
Public House  
Southampton

Wildflower Café  
Watkins Glenn

**NORTH CAROLINA**

Barleys Taproom  
Asheville

Hops Grillhouse & Brewery  
Matthews

Rock Bottom Restaurant  
& Brewery  
Charlotte

**NORTH DAKOTA**

Granite City Food and  
Brewery  
Fargo

**OHIO**

BJ's Restaurant  
& Brewhouse  
Cincinnati, Columbus

The Brew Keeper  
North Ridgeville

The Brew Kettle, Taproom  
& Smokehouse  
Strongsville

Gordon Biersch Brewery  
Restaurant  
Columbus

Ohio Brewing Co.  
Akron

Rock Bottom Restaurant &  
Brewery  
Cincinnati, Cleveland

Weasel Boy Brewing Co.  
Zanesville

Willoughby Brewing Co.  
Willoughby

**OKLAHOMA**

BJ's Restaurant & Brewhouse  
Norman, Oklahoma City

Old Chicago  
Edmond, Midwest City,  
Oklahoma City

**OREGON**

BJ's Pizza & Grill  
Eugene

BJ's Restaurant & Brewery  
Portland

Deschutes Brewery & Public  
House  
Bend

Eugene City Brewery  
Eugene

House of Spirits (Rogue Ales)  
Newport

Laurelwood Public House &  
Brewery  
Portland

Old Chicago  
Beaverton, Gresham, Portland (2)

Pelican Pub & Brewery  
Pacific City

Rock Bottom Restaurant &  
Brewery  
Portland

Rogue Ales Brewery &  
Headquarters  
Newport

Rogue Ales Public House  
Newport

Rogue Distillery and Public  
House  
Portland

**PENNSYLVANIA**

Barley Creek Brewing Co.  
Tannersville

The Brewerrie at Union Station  
Erie

Iron Hill Brewery & Restaurant  
Lancaster, Media, North Wales,  
Phoenixville, West Chester

Rock Bottom Restaurant &  
Brewery  
King of Prussia, Pittsburgh

Triumph Brewing Co.  
New Hope

**SOUTH CAROLINA**

Gordon Biersch Brewery  
Restaurant  
Myrtle Beach

**SOUTH DAKOTA**

Granite City Food and Brewery  
Sioux Falls

**TENNESSEE**

Big River Grille & Brewing  
Works  
Chattanooga (2), Nashville

Bluewater Grille  
Chattanooga

Boscows Brewing Co.  
Memphis, Nashville

**TEXAS**

BJ's Restaurant & Brewhouse  
Addison, Clear Lake, El Paso,  
Lewisville, McAllen, Pearland,  
Plano, San Antonio, South  
Arlington, Sugar Land, Sunset  
Valley, Temple, Willowbrook

Blue Star Brewing Co.  
San Antonio

Gordon Biersch Brewery  
Restaurant  
Plano

Uncle Billy's Brew & Que  
Austin

**UTAH**

Bohemian Brewery & Grill  
Salt Lake City

Moab Brewery  
Moab

Squatters Pub Brewery  
Salt Lake City, Salt Lake Airport

Uinta Brewing Co.  
Salt Lake City

**VERMONT**

Rock Art Brewery  
Morrisville

**VIRGINIA**

Gordon Biersch Brewery  
Restaurant  
McLean, Virginia Beach

Hops Grillhouse & Brewery  
Alexandria, Richmond

Rock Bottom Restaurant &  
Brewery  
Arlington

**WASHINGTON**

Washington State alcohol regula-  
tions currently prohibit the Brewers  
Association from promoting  
Washington businesses that  
participate in the Pub Discount  
Program and in most cases  
prohibit Washington breweries  
from participating in the program.

**WASHINGTON, D.C.**

Gordon Biersch Brewery  
Restaurant  
Washington, D.C.

**WISCONSIN**

Granite City Food and Brewery  
Madison

Milwaukee Ale House  
Milwaukee

Northwoods Brewpub & Grille  
Chetek, Eau Claire

Old Chicago  
Green Bay, Madison

Rock Bottom Restaurant &  
Brewery  
Milwaukee

Stone Cellar Brewpub  
Appleton

**WYOMING**

Snake River Brewing Co.,  
Snake River Brewpub  
Jackson, Lander

**CANADA**

Cameron's Brewing Co.  
Oakville, ON

*Celebrate*

**AMERICAN CRAFT BEER WEEK**

May 11 - 17, 2009

[www.AmericanCraftBeerWeek.org](http://www.AmericanCraftBeerWeek.org)

**May 11-17, 2009**



Check out [www.AmericanCraftBeerWeek.org](http://www.AmericanCraftBeerWeek.org)  
for celebrations near you.

Brewers Association  
[www.beertown.org](http://www.beertown.org)



For the most up-to-date pub list or to join the AHA,  
visit [www.beertown.org](http://www.beertown.org)!

American Homebrewers Association  
A Division of the Brewers Association  
[www.beertown.org](http://www.beertown.org)







Left: Festival organizers Bill Lodge (far left) and Laura Lodge (center) pose with some of the medalists from the homebrew competition.

attendance and were really pleased to see a lot more celebrity craft brewers (many of whom judged in the homebrew competition). It's nice that we're starting to see ourselves as a destination event."

Stone Brewing CEO Greg Koch traveled to Vail in part to videotape a piece for his upcoming keynote address at the Craft Brewers Conference in April, because "everyone he wanted to film was there," commented Lodge.

The homebrew competition was started in the second year of the festival. "We figured the best way to build this event was to get to the people who really understand these beers," said Lodge. As grand prize winner, Pedersen will get to have a commercial batch of his recipe brewed by Dry Dock Brewing in Aurora, Colo., which will then be submitted to the Great American Beer Festival Pro-Am competition in September. The barleywine will also be poured at the Falling Rock Tap House in Denver.

## GREG KOCH TRAVELED TO VAIL TO VIDEOTAPE A PIECE FOR HIS CRAFT BREWERS CONFERENCE ADDRESS.

Pedersen generously shared his recipe for this Winners Circle. "The most important thing about brewing a beer this size is to use enough healthy yeast," Pedersen said. "I pitched a large slurry from an American Pale Ale that I had brewed as a starter. My other big recommendation is patience. I had it in primary for two weeks, then racked to secondary and allowed the beer five months to age and smooth out before kegging. I brewed it at the beginning of June so that it would be ready for Thanksgiving."

Jill Redding is editor-in-chief of Zymurgy.

www.beertown.org



**Quality Wine and Ale Supply**

*Wine and Beer Making Supplies for Home Brewers and Vintners*

**Wine Kits  
Wine Making  
Supplies  
and Wine  
Making  
Equipment**

**Beer Kits  
Beer Making  
Supplies  
and Beer  
Making  
Equipment**

*Proud Sponsor of the Indiana State Fair Brewers Cup*

**Awarded Retailer of the Year by the  
WineMaker International Amateur Wine Competition**

Store: 108 S. Elkhart Ave. - Mail: 530 E. Lexington Ave. Ste 115, Elkhart IN 46516  
Phone: 574-295-9975 - Email: [info@HomeBrewIt.com](mailto:info@HomeBrewIt.com) - Web: [www.HomeBrewIt.com](http://www.HomeBrewIt.com)  
Elkhart County's First and Finest Winemaking & Homebrew Specialty Store  
**Free Newsletter ~ [www.HomeBrewIt.com](http://www.HomeBrewIt.com) ~ Fast Shipping**



**2009**

Brewers Association presents the 4th Annual  
**Great American BEER FESTIVAL<sup>SM</sup>**  
**PRO-AM COMPETITION**

The competition pairing professional brewers and award winning homebrew recipes from American Homebrewers Association® members.

GABF Pro-Am Medals will be presented to professional and amateur brewing pairs at the Great American Beer Festival Awards Ceremony  
September 26, 2009 • Colorado Convention Center • Denver, Colorado

For more information, visit [www.beertown.org/events](http://www.beertown.org/events)

The Great American Beer Festival is presented by the Brewers Association  
[www.beertown.org](http://www.beertown.org)






## YOUR SOURCE FOR HOMEBREW SUPPLIES

To list here and on [www.beertown.org](http://www.beertown.org),  
call **Stephanie Hutton** at **303.447.0816 ext. 109**  
or email [hutton@brewersassociation.org](mailto:hutton@brewersassociation.org).

### Alabama

**The Wine Smith**  
6800 A Moffett Rd. (US Hwy. 98)  
Mobile, AL 36618  
(251) 645-5554  
[winesmith@BellSouth.net](mailto:winesmith@BellSouth.net)  
[www.thewinesmith.biz](http://www.thewinesmith.biz)

🍷 Complete line of brewing ingredients and fermentation, bottling and kegging supplies.

#### Werner's Trading Company

1115 4th St. SW  
Cullman, AL 35055  
(800) 965-8796  
FAX (256) 734-5687  
[rob@wernerstradingco.com](mailto:rob@wernerstradingco.com)  
[www.wernerstradingco.com](http://www.wernerstradingco.com)

🍷 The unusual store—beer, wine supplies, grills, spices, bikes, Orvis, knives.

### Arizona

#### Brewers Connection

1425 East University Dr. #B103  
Tempe, AZ 85281  
(In the University Plaza)  
(480) 449-3720; (800) 879-BREW  
[jeffrey@brewersconnection.com](mailto:jeffrey@brewersconnection.com)  
[www.brewersconnection.com](http://www.brewersconnection.com)  
🍷 The valley's full service fermentation station. Open 7 days a week!

#### Brew Your Own Brew, LLC

2564 North Campbell Ave. #106  
Tucson, AZ 85719  
(520) 322-5049  
Toll free (888) 322-5049  
[www.brewyourownbrew.com](http://www.brewyourownbrew.com)  
🍷 Where the art of homebrewing starts.

#### Homebrew Depot

2111 S. Alma School Rd.  
Mesa, AZ 85210  
(480) 831-3030  
FAX (480) 820-2179  
[info@homebrewdepot.com](mailto:info@homebrewdepot.com)  
[www.homebrewdepot.com](http://www.homebrewdepot.com)  
🍷 Beer, Wine, Mead, Sake, Cider, and Soda brewing ingredients and equipment. Your one-stop homebrew shop.

#### Homebrewers Outpost & Mail Order Co.

801 South Milton Rd.  
Flagstaff, AZ 86001  
(800) 450-9535  
[outpost@homebrewers.com](mailto:outpost@homebrewers.com)  
[www.homebrewers.com](http://www.homebrewers.com)  
🍷 Free shipping in AZ on orders over \$50.

#### What Ale's Ya

6363 West Bell Rd.  
Glendale, AZ 85308  
(623) 486-8016  
[way2brew@mindspring.com](mailto:way2brew@mindspring.com)

### Arkansas

#### Fermentables Homebrew & Winemakers Supply

3915 Crutcher  
North Little Rock, AR 72118  
(501) 758-6261  
[ferment@fermentables.com](mailto:ferment@fermentables.com)  
[www.fermentables.com](http://www.fermentables.com)  
🍷 Fermentables offers an extensive line of beer, wine and cheese making supplies.

### California

#### The Beverage People

840 Piner Rd. #14  
Santa Rosa, CA 95403  
(707) 544-2520; (800) 544-1867  
FAX (707) 544-5729  
[www.thebeveragepeople.com](http://www.thebeveragepeople.com)

#### Doc's Cellar

855 Capitolio Rd. #2  
San Luis Obispo, CA 93401  
(805) 781-9974  
FAX (805) 781-9975  
[email@docscellar.com](mailto:email@docscellar.com)  
[www.docscellar.com](http://www.docscellar.com)

#### Fermentation Solutions.com

2511 Winchester Blvd.  
Campbell, CA 95008  
(408) 871-1400  
[rickg@cibolog.com](mailto:rickg@cibolog.com)

#### Hi-Time Wine Cellars

250 Ogle St.  
Costa Mesa, CA 92627  
(800) 331-3005; (949) 650-8463  
FAX (949) 631-6863  
[hitimeclrs@aol.com](mailto:hitimeclrs@aol.com)  
[www.hitimewine.net](http://www.hitimewine.net)  
🍷 Hi-Time carries 1,000-plus beers (craft beers & imports), Shrine Of The Brew God homebrew kits and White Labs yeasts as well as wine, spirits and cigars.

#### HydroBrew

1319 South Coast Hwy.  
Oceanside, CA 92054  
(760) 966-1885  
FAX (760) 966-1886  
[hydrobrew@sbcglobal.net](mailto:hydrobrew@sbcglobal.net)  
[www.hydrobrew.com](http://www.hydrobrew.com)  
🍷 Homebrewing and hydroponics supplies—Serving the San Diego area.

#### Mr. Kegs

17871 Beach Blvd.  
Huntington Beach, CA 92647  
(1/2 block north of Talbert)  
(714) 847-0799  
FAX 714-847-0557  
[beer@mrkegs.com](mailto:beer@mrkegs.com)  
[www.mrkegs.com](http://www.mrkegs.com)  
🍷 We carry O'Shea Brewing Co. kits & other homebrew supplies. We also stock the largest selection of Keg beer in Orange County! We even sell & repair Kegerators!

#### Napa Fermentation Supplies

575 3rd St., Bldg. A  
(Inside Town & Country Fairgrounds), Napa, CA 94559  
P.O. Box 5839, Napa, CA 94581  
(707) 255-6372;  
FAX (707) 255-6462  
[wineyes@aol.com](mailto:wineyes@aol.com)  
[www.napafermentation.com](http://www.napafermentation.com)  
🍷 Serving all of your homebrew needs since 1983!

#### Original Home Brew Outlet

5528 Auburn Blvd., #1  
Sacramento, CA 95841  
(916) 348-6322  
FAX (916) 348-0453  
[jjjaxon@cwnet.com](mailto:jjjaxon@cwnet.com)  
[www.go.to/homebrew\\_outlet/](http://www.go.to/homebrew_outlet/)

#### O'Shea Brewing Company

28142 Camino Capistrano  
Laguna Niguel, CA 92677  
(949) 364-4440  
[jeff@osheabrewing.com](mailto:jeff@osheabrewing.com)  
[www.osheabrewing.com](http://www.osheabrewing.com)  
🍷 Southern California's largest and oldest homebrew store.

#### Seven Bridges Co-op

#### Organic Homebrew Supplies

325A River St.  
Santa Cruz, CA 95060  
(800) 768-4409  
FAX (831) 466-9844  
[7bridges@breworganic.com](mailto:7bridges@breworganic.com)  
[www.breworganic.com](http://www.breworganic.com)  
🍷 Complete selection of organically-grown brewing ingredients. Supplies and equipment too! Secure online ordering.

#### Sierra Moonshine Homebrew Supply

12535 Loma Rica Dr.  
Grass Valley, CA 95945  
(530) 274-9227  
[sierramoonshine@sbcglobal.net](mailto:sierramoonshine@sbcglobal.net)  
[www.sierramoonshine.com](http://www.sierramoonshine.com)  
🍷 Sierra Moonshine, for all your fermenting needs, is located in beautiful Grass Valley, CA. We have a wide selection of equipment and ingredients for beer, wine, mead and soda making. Organics too. Come in for a taste, enjoy a friendly local store atmosphere and discuss your latest Brew.

#### Stein Fillers

4160 Norse Way  
Long Beach, CA 90808  
(562) 425-0588  
[brew@steinfillers.com](mailto:brew@steinfillers.com)  
[www.steinfillers.com](http://www.steinfillers.com)  
🍷 Home of the Long Beach Homebrewers.

#### William's Brewing

2594 Nicholson St.  
San Leandro, CA 94577  
(800) 759-6025  
[service@williamsbrewing.com](mailto:service@williamsbrewing.com)  
[www.Williamsbrewing.com](http://www.Williamsbrewing.com)

### Colorado

#### Beer and Wine at Home

1325 W. 121st Ave.  
Westminster, CO 80234  
(720) 872-9463  
FAX (720) 872-1234  
[beer@beerathome.com](mailto:beer@beerathome.com)  
[www.beerathome.com](http://www.beerathome.com)

#### Beer at Home

4393 S. Broadway  
Englewood, CO 80110  
(303) 789-3676; (800) 789-3677  
FAX (303) 781-2388  
[beer@beerathome.com](mailto:beer@beerathome.com)  
[www.beerathome.com](http://www.beerathome.com)

#### The Brew Hut

15108 East Hampden Ave.  
Aurora, CO 80014  
(303) 680-8898; (800) 730-9336  
[www.thebrewhut.com](http://www.thebrewhut.com)  
🍷 Your one-stop brew shop. Beer, Wine, Mead and Soda. We have Hops!



## Do Your Brew

9050 W 88th Ave  
Westminster, CO 80005  
(303) 476-3257  
FAX (303) 421-1278  
contactus@doyourbrew.com  
www.doyourbrew.com  
☞ Denver's only Brew, Vint and Soda on premise. Full selection of Grains, liquid and Dry Malts, Hops and Yeast supplies. Open when other stores are closed to accommodate the home brewer.

## Hops and Berries

125 Remington St.  
Ft. Collins, CO 80524  
(970) 493-2484  
hopsandberries@gmail.com  
www.hopsandberries.com  
☞ Shop online or in Fort Collins for all your home brew and wine making needs.

## Hop To It Homebrew

2900 Valmont St. D2  
Boulder, CO 80302  
(303) 444-8888  
stompthemgrapes@gmail.com  
www.HopToItHomeBrew.com  
☞ Because Making It Is Almost As Fun As Drinking It!

## Lil Ole Winemaker

516 Main St.  
Grand Junction, CO 81501  
(970) 242-3754; (888) 302-7673

## Stomp Them Grapes! LLC

2563 15th St. 101  
Denver, CO 80211-3944  
(303) 433-6552  
www.stompthemgrapes.com  
☞ Because Making It Is Almost As Fun As Drinking It!

## Tommyknocker Brewery

1401 Miner St.  
Idaho Springs, CO 80452  
(303) 567-2688  
www.tommyknocker.com  
tkbrew@tommyknocker.com  
☞ We are located in the cozy mountain setting of the historic mining town of Idaho Springs. You can still feel the presence of the miners and see how the town looked during the 1890's. Skiers can sit by our fireplace and warm up with a great beer and food. We offer a wide variety of food including many vegetarian selections. We have generous portions and the prices are affordable. This is a great choice for the family.

## Connecticut

**Beer & Wine Makers Warehouse**  
290 Murphy Rd.  
Hartford, CT 06114  
(860) 247-2919  
(860) 247-2969  
bwmwct@cs.com  
www.bwmwct.com  
☞ Your one stop shop for all your Beer & Wine Making Supplies.

## Brew & Wine Hobby

98-C Pitkin St.  
East Hartford, CT 06108  
(860) 528-0592; (800) 352-4238  
info@brew-wine.com  
www.brew-wine.com  
☞ CT's oldest supplier of beer & winemaking supplies. 39 pre-made beer kits & the largest selection of wine kits in area.

## Maltose Express

246 Main Street  
Monroe, CT 06468  
(203) 452-7332; (800) MALTOSE  
FAX (203) 445-1589  
sales@maltose.com  
www.maltose.com  
☞ Connecticut's largest homebrew & winemaking supply store owned by the authors of Clonebrews & Beer Captured. Buy pre-made kits for all 300 recipes in Szamatulski's books.

## Delaware

### Delmarva Brewing Craft

24612 Wiley Branch Rd.  
Millsboro, DE 19966  
(877) 556-9433  
FAX (302) 934-8588  
contact@xtremebrewing.com  
www.delmarvabrewingcraft.com  
☞ Full range of beer and wine supplies—Plus beer kits based on recipes from Sam Calagione's book Extreme Brewing.

## How Do You Brew

Shoppes at Louviers  
203 Louviers Dr.  
Newark, DE 19711  
(302) 738-7009  
FAX (302) 738-5651  
joe@howdoyoubrew.com  
www.howdoyoubrew.com  
☞ Ingredients and Equipment for Brewing Beer, Making Wine, Mead and Soft Drinks and Kegging Equipment.

## Florida

### BX Beer Depot

2964 2nd Ave. North  
Lake Worth, FL 33461  
(561) 965-9494  
FAX (561) 965-9494  
sales@bxbeerdepot.com  
www.bxbeerdepot.com  
☞ South Florida's Only Full Service Homebrew Supply and Ingredient Store. We also have kegs, craft beer, kegging equipment, on premise CO<sub>2</sub> fills. "Your One Stop Keg, Craft Beer and Homebrew Shop." Also offering online at BXbeerdepot.com same day shipping available.

### Just Brew It Inc.

1855 Cassat Ave. Ste 5B  
Jacksonville, FL 32210  
(904) 381-1983  
☞ We carry all your beer & wine making supplies.

### Sunset Suds, Inc.

P.O. Box 1444  
Crawfordville, FL 32326  
(800) 786-4184  
FAX (850) 926-3204  
headquarters@sunsetsuds.com  
www.sunsetsuds.com

## Georgia

### Brew Depot Home of Beer Necessities

10595 Old Alabama Rd.  
Connector  
Alpharetta, GA 30022  
877-450-BEER; (770) 645-1777  
FAX (770) 945-1006  
beernec@aol.com  
www.BeerNecessities.com;  
www.brewvan.com  
☞ Georgia's Largest Brewing Supply Store! Providing a complete list of supplies for all your Wine and Beer needs. Custom Bar Design/Draft Dispensing Systems (Installations & Service). Award winning Brewer & Vintner on staff and award winning coffee from Costa Rica! Classes starting in Feb. check out the schedule online!

### Brewmaster's Warehouse

2217 Roswell Rd Ste. B4  
Marietta, GA 30062  
(877) 973-0072  
FAX (800) 854-1958  
info@brewmasterswarehouse.com  
www.brewmasterswarehouse.com  
☞ Brew to style with BREW BUILDER. \$6.99 Flat rate shipping on most orders. Large selection of grains and equipment.

## Idaho

### Brew Connoisseurs (Brew Con)

3894 W State St.  
Boise, ID 83703  
(208) 344-5141  
FAX (208) 344-5141  
kc83634@aol.com  
www.brewcon.com  
☞ Don't settle for less, brew the best!

## Illinois

### Beverage Art Brewer and Winemaker Supply

10033 S. Western Ave.  
Chicago, IL 60643  
(773) 233-7579  
bevart@ameritech.net  
www.bev-art.com  
☞ We are now offering brewing classes as well as liquid yeast, grains, mead making and winemaking supplies, kegging equipment, and CO<sub>2</sub> refills!

### Brew & Grow

1824 N. Besly Ct.  
Chicago, IL 60194  
(773) 395-1500  
www.altgarden.com  
☞ Show any current homebrew club membership card and get 10% off your brewing supplies.

### Brew & Grow in Rockford, IL

3224 S Alpine Rd.  
Rockford, IL 61109  
(815) 874-5700  
www.altgarden.com  
☞ Show any current homebrew club membership card and get 10% off your brewing supplies.

### Brew & Grow in Roselle, IL

359 W. Irving Park Rd.  
Roselle, IL 60172  
(630) 894-4885  
www.altgarden.com  
☞ Show any current homebrew club membership card and get 10% off your brewing supplies.

### The Brewer's Coop

30W315 Calumet Ave.  
Warrenville, IL 60555  
(630) 393-BEER  
FAX (630) 393-2323  
info@thebrewerscoop.com  
www.TheBrewersCoop.com

### Chicagoland Winemakers Inc.

689 W. North Ave.  
Elmhurst, IL 60126-2132  
(630) 834-0507; (800) 226-BREW  
FAX (630) 834-0591  
cwinemaker@aol.com  
www.cwinemaker.com  
☞ Free instruction for beer and wine making!



## Fox Valley Homebrew & Winery Supplies

14 West Downer Pl.  
Aurora, IL 60506  
(630) 892-0742  
www.foxvalleybrew.com  
Full line of Quality Beer & Wine Making Supplies. Great Prices & Personalized Service

## Home Brew Shop LTD

225 W. Main St.  
St. Charles, IL 60174  
(630) 377-1338  
FAX (630) 377-3913  
info@homebrewshopltd.com  
www.homebrewshopltd.com  
Full line of kegging equipment. Varietal honey.

## Perfect Brewing Supply

619 E. Park Ave.  
Libertyville, IL 60048  
(847) 305-4459  
info@perfectbrewingsupply.com  
www.perfectbrewingsupply.com  
Providing equipment and ingredients for all of your homebrewing needs, a full line of draft beer equipment, and expert staff to answer your questions.

## Somethings Brewn' Homebrew and Winemaking Supplies

401 E Main St.  
Galesburg, IL 61401  
(309) 341-4118  
somethingsbrewn@seminarystreet.com  
www.somethingsbrewn.com  
Midwestern Illinois' most complete beer and winemaking shop.

## Indiana

### Great Fermentations of Indiana

5127 E. 65th St.  
Indianapolis, IN 46220  
(317) 257-9463  
anita@greatfermentations.com  
www.greatfermentations.com  
Indiana's largest selection of FRESH ingredients! Extensive line of equipment. Brewers serving Brewers.

### Quality Wine and Ale Supply

Store: 108 S. Elkhart Ave.  
Mail: 530 E. Lexington Ave., 115  
Elkhart, IN 46516  
(574) 295-9975  
info@HomeBrewIt.com  
www.HomeBrewIt.com  
Wine and Beer Making Supplies for Home Brewers and Vintners.

## Red Barn Winemaker Supplies

6181 W. 1350 N.  
DeMotte, IN 46310  
(219) 987-WINE  
Cell (219) 743-6435  
www.redbarnwinemakersupplies.com  
bob@redbarnwinemakersupplies.com  
A complete line of beer and wine making supplies and equipment. Beer kits, chemistry, Blichmann and Polarware Stainless brew pots, bottles, cappers, etc. Award winning brewer on staff. Conveniently located just off I-65 between Lafayette and Gary Indiana. 24 hr. phones.

## Iowa

### Beer Crazy

3908 NW Urbandale Dr./100th St.  
Des Moines, IA 50322  
(515) 331-0587  
www.gobeercrazy.com  
Specialty beers by the bottle and a full line of beer & wine making supplies.

## Bluff Street Brew Haus

372 Bluff St.  
Dubuque, IA 52001  
(563) 582-5420  
jerry@bluffbrewhaus.com  
www.bluffbrewhaus.com  
Proudly serving the tri-state area with a complete line of beer & winemaking supplies.

## Kansas

### Bacchus & Barleycorn Ltd.

6633 Nieman Rd.  
Shawnee, KS 66203  
(913) 962-2501  
FAX (913) 962-0008  
bacchus@bacchus-barleycorn.com  
www.bacchus-barleycorn.com

### Homebrew Pro Shoppe

2061 E. Santa Fe  
Olathe, KS 66062  
(913) 768-1090; (866) BYO-BREW  
FAX (913) 254-9488  
Charlie@brewcat.com  
www.brewcat.com  
For all your brewing equipment and supply needs!



Photo © 2009 iStockphoto LLC

# (savor)<sup>SM</sup>

an american craft beer & food experience

may 30, 2009

national building museum | washington d.c.

Join us at the National Building Museum May 30, 2009 for craft beer and food tasting, salons and more!

The event is open to the public; tickets are \$95.

Limited amount of tickets are available; get yours by going to

[www.SavorCraftBeer.com](http://www.SavorCraftBeer.com)

736 Pearl Street, Boulder, CO 80302  
savor@brewersassociation.org | 303.447.0816

Savor is presented by  
Brewers Association  
www.beertown.org





## Maryland

### The Flying Barrel (BOP)

103 South Carroll St.  
Frederick, MD 21701  
(301) 663-4491  
FAX (301) 663-6195  
mfrank2923@aol.com  
www.flyingbarrel.com  
Maryland's first Brew On Premise with a large selection of homebrew, mead and winemaking supplies.

### Maryland Homebrew

6770 Oak Hall Ln.  
Ste 115  
Columbia, MD 21045  
(410) 290-3768; (888) BREW NOW;  
(888) 273-9669  
chris@mdhb.com  
www.mdhb.com  
For all your Beer and Winemaking Needs.

## Massachusetts

### Beer and Wine Hobby

155T New Boston St.  
Woburn, MA 01801  
(800) 523-5423 ; (781) 933-1359  
FAX (781) 933-1359  
shop@beer-wine.com  
www.beer-wine.com  
One Stop Shopping for All Your Home Wine & Brewing Equipment & Supplies.

### Modern Homebrew Emporium

2304 Massachusetts Ave.  
Cambridge, MA 02140  
(617) 498-0444  
www.modernbrewer.com  
Plenty of hops, 40+ grains, herbs and spices, a wide selection of kegging equipment, more. Open 7 days a week, staffed by brewers and winemakers.

### NFG Homebrew Supplies

72 Summer St.  
Leominster, MA 01453  
(978) 840-1955; (866) 559-1955  
nfgbrew@aol.com  
www.nfghomebrew.com  
Great prices, personalized service, freshest ingredients, over 15 years in business! Secure on-line ordering!

### Strange Brew Beer & Winemaking Supplies

41 Boston Post Rd. E  
(Route 20)  
Marlboro, MA 01752  
(508) 460-5050;  
888-BREWING; (888) 273-9464  
strangebrew@home-brew.com  
www.Home-Brew.com  
Secure online ordering. We put the Dash back in Home-Brew!

## West Boylston

**Homebrew Emporium**  
Causeway Mall, Rt. 12  
West Boylston, MA 01583  
(508) 835-3374; 1-877-315-BREW  
www.wbhomebrew.com  
Plenty of hops, 40+ grains, herbs and spices, a wide selection of kegging equipment, more. Open 7 days a week, staffed by brewers and winemakers.

## Michigan

**Adventures in Homebrewing**  
23869 Van Born Rd.  
Taylor, MI 48180  
(313) 277-BREW (2739)  
FAX (313) 299-1114  
jason@homebrewing.org  
www.homebrewing.org

### BrewGadgets

322 S. Lincoln Ave.  
PO Box 125  
Lakeview, MI 48850  
edw@BrewGadgets.com  
www.BrewGadgets.com  
Call us on our Dime @ (866)-591-8247.  
Quality beer and wine making supplies. Secure online ordering, and retail store.

### Cap 'n' Cork

**Homebrew Supply**  
16812 21 Mile Rd.  
Macomb, MI 48044  
(586) 286-5202  
FAX (586) 286-5133  
info@capncorkhomebrew.com  
www.capncorkhomebrew.com  
We carry a full selection of Beer and Winemaking Equipment!

### Hopman's Beer & Wine Making Supplies

4650 W. Walton Blvd.  
Waterford, MI 48329  
(248) 674-HOPS (4677)  
hopmans@sbcglobal.net  
www.hopmanssupply.com

### The Red Salamander

902 E. Saginaw Hwy.  
Grand Ledge, MI 48837  
(517) 627-2012  
www.theredsalamander.com  
Visit our new larger store.

### Siciliano's Market

2840 Lake Michigan Dr. NW  
Grand Rapids, MI 49504  
(616) 453-9674;  
FAX (616) 453-9687  
sici-2840@msn.com  
www.sicilianosmkt.com  
The largest inventory of homebrew supplies in western Michigan!

## Things Beer

1093 Highview Dr.  
Webberville, MI 48892  
(866) 521-2337; (517) 521-2337  
thingsbeer@michiganbrewing.com  
www.thingsbeer.com

## Minnesota

### Still-H2O Inc.

14375 N 60th St.  
Stillwater, MN 55082  
(651) 351-2822  
FAX (651) 351-2988  
info@still-h2o.com  
www.still-h2o.com  
Homebrewing, wine making & organic hydroponic supply store. Full grain room.

## Missouri

### Home Brew Supply LLC

3508 S. 22nd St.  
St. Joseph, MO 64503  
(816) 233-9688; (800) 285-4695  
info@thehomebrewstore.com  
www.thehomebrewstore.com  
Everything you need for brewing and vinting. Secure online ordering and fast, friendly service.

### The Home Brewery

205 W. Bain, P.O. Box 730  
Ozark, MO 65721  
(800) 321-BREW (2739)  
(417) 581-0963  
FAX (417) 485-4107  
brewery@homebrewery.com  
www.homebrewery.com  
Since 1984, fast, friendly service and great prices for all your fermentation needs. Secure online ordering.

### St. Louis Wine & Beermaking

251 Lamp & Lantern Village  
St. Louis, MO 63017  
(636) 230-8277; (888) 622-WINE  
FAX (636) 527-5413  
www.wineandbeermaking.com  
info@wineandbeermaking.com  
The complete source for beer, wine and mead makers!

## Nebraska

### Cornhusker Beverage

8510 'K' St.  
Omaha, NE 68127  
(402) 331-5404  
FAX (402) 331-5642  
info@cornhuskerbeverage.com  
www.homebrewkits.net  
Fast, friendly, family owned business for 5 generations. We know how to homebrew!

## Fermenter's Supply & Equipment

8410 'K' Plaza, Ste 10  
(84th & J st., BEHIND-Just Good Meat)  
Omaha, NE 68127  
(402) 593-9171  
FAX (402) 593-9942  
FSE@TCONL.COM  
www.fermenterssupply.com  
Fresh beer & winemaking supplies since 1971. Six different starter kits. We ship!

### Kirk's Brew

1150 Cornhusker Hwy.  
Lincoln, NE 68521  
(402) 476-7414  
FAX (402) 476-9242  
www.kirksbrew.com  
Serving Beer and Wine Makers since 1993!

## New Hampshire

### Fermentation Station LLC

72 Main St.  
Meredith, NH 03253  
(603) 279-4028  
badabingnh@yahoo.com  
www.2ferment.net  
The Lakes Region's Largest Homebrew Supply Shop!

## New Jersey

### The Brewer's Apprentice

179 South St.  
Freehold, NJ 07728  
(732) 863-9411  
FAX (732) 863-9412  
info@brewapp.com  
www.brewapp.com  
Where you're the brewer! New Jersey's only brew-on-premises. Fully stocked homebrew supply store.

### Rubino's Homemade Wine & Beer Supply

2919 Route 206- Store #405  
Columbus, NJ 08022  
(609) 261-8420  
homebrewsupply@optonline.net  
www.makewinebeer.com  
A Complete Homebrew Supplier for all your needs! We offer a wide variety of Malt products, hops, Brewers Best and True Brew 5 Gallon Ingredient Kits, Brew House 6 Gallon No-Brew Kits and Equipment Kits. We also supply Fresh Seasonal Grapes and Juice for wine making direct from Chile in May and California and Italy in September. Visit our Online Store!



## New Mexico

### Santa Fe Homebrew Supply

6820 Cerrillos Rd #7  
Santa Fe, NM 87507  
(505) 473-2268  
FAX (505) 473-1942  
info@santafehomebrew.com  
www.santafehomebrew.com or  
www.nmbrew.com  
☞ Northern New Mexico's source  
for home brewers and wine makers.  
We also carry cheesemaking sup-  
plies, and we ship internationally.  
Visit [www.nmbrew.com](http://www.nmbrew.com) today!

## New York

### E.J. Wren Homebrewer, Inc.

Ponderosa Plaza  
Old Liverpool Rd.  
Liverpool, NY 13088  
(315) 457-2282; (800) 724-6875  
ejwren@twcny.rr.com  
www.ejwren.com  
☞ Largest Homebrew Shop in  
Central New York!

### Hennessey Homebrew Emporium

470 N. Greenbush Rd.  
Rensselaer, NY 12144  
(518) 283-7094  
FAX (518) 283-1893  
rogersav@aol.com  
www.beerbrew.com  
☞ Plenty of hops, 40+ grains, herbs  
and spices, a wide selection of keg-  
ging equipment, more. Open 7 days  
a week, staffed by brewers and  
winemakers.

### Niagara Tradition Homebrew

1296 Sheridan Dr.  
Buffalo, NY 14217  
(716) 877-8767;  
(800) 283-4418  
FAX (716) 877-6274  
ntbrew@localnet.com  
www.nthomebrew.com  
☞ Low-cost UPS shipping daily from  
the region's largest in-stock inventory.  
Convenient and secure online shop-  
ping. Knowledgeable staff.

### Party Creations

345 Rokeby Rd.  
Red Hook, NY 12571  
(845) 758-0661  
FAX (845) 758-0661  
info@partycreations.net  
www.partycreations.net  
☞ Your complete source for beer  
and winemaking supplies and help  
when you need it.

## North Carolina

### Alternative Beverage

1500 River Dr. Ste 104  
Belmont, NC 28012  
(704) 825-8400; (800) 365-2739  
FAX (704) 967-0181  
ABsales@ebrew.com  
www.ebrew.com  
☞ 10,000 sf warehouse. Large  
Inventory, Quick Service, Good  
Advice and Reasonable Prices. 150  
beer recipe packages.

### Asheville Brewers Supply

712 Merrimon Ave., Ste B  
Asheville, NC 28804  
(828) 285-0515  
FAX (828) 285-0515  
allpoints1@mindspring.com  
www.ashevillebrewers.com

### The BrewMaster Store

1900 E. Geer St.  
Durham, NC 27704  
(919) 682-0300  
BrewmasterStore@Yahoo.com  
www.brewmasterstore.com/  
☞ Beer & Wine making equipment  
& supplies

### Homebrew Adventures

PO Box 512  
Belmont, NC 28012  
(704) 825-7400; (800) 365-2739  
www.homebrew.com  
www.brewboard.com  
☞ The best forum on the net.  
Reasonable prices, fast service,  
dependable advice and large inventory.

### Hops & Vines

797 Haywood Rd. #100  
Asheville, NC 28806  
(828) 252-5275; (828) 252-5274  
alex@hopsandvines.net  
hopsandvines.net  
☞ WE SHIP! A unique homebrew  
shop specializing in high quality and  
organic ingredients, as well as eclectic  
beer and wines from around the world.

## Ohio

### Abruzzo's Wine & Homebrew Supply

4220 State Route 43 Unit 43  
Kent, OH 44240  
(330) 678-6400; (330) 677-0826  
chris@abruzzos.com  
www.americashobbyhouse.com  
www.homebrewcompany.com  
☞ Specializing in homebrew,  
wine making supplies, and  
equipment. Also check us out a  
[www.Abruzzos.com](http://www.Abruzzos.com)

### Grape and Granary

915 Home Ave.  
Akron, OH 44310  
(330) 633-7223  
FAX (330) 633-6794  
info@grapeandgranary.com  
www.grapeandgranary.com  
☞ Wide selection of supplies.  
Extract and all-grain kits. Secure  
online ordering. Fast shipping.

### JW Dover & Heartland Vineyards Black Box Brewing Co.

24945 Detroit Rd.  
Westlake, OH 44145  
(440) 871-0700  
jwdover@aol.com  
www.jwdover.com  
☞ Stop by and experience the largest  
selection of beer and wine making  
supplies in Cleveland, OH. Just  
Opened Black Box Brewing Company.  
Plumbers Crack Ale and Ohio Brew  
Weeks 2007 People's Choice Award  
winner Javelin Ale now available in  
Kegs with Bottles soon to follow.  
Stop by and enjoy 20 different wines  
in our underground wine bar. Mahle's  
restaurant just upstairs for those look-  
ing for a meal. Make a day of it, we  
are just 12 Minutes west of Cleveland.

### Leener's Brew Works

9293 Olde Eight Rd.  
Northfield, OH 44067  
(800) 543-3697  
youmakeit@leeners.com  
www.leeners.com  
☞ Since 1996! We sell everything for  
brewing, winemaking, and canning!

### Listermann Brewer &

Vintner Supply  
1621 Dana Avenue  
Cincinnati, OH 45207  
(513) 731-1130  
FAX (513) 731-3938  
dan@listermann.com  
www.listermann.com

### Main Squeeze

229 Xenia Ave.  
Yellow Springs, OH 45387  
(937) 767-1607;  
FAX (937) 767-1679  
mainsqueeze@yaho.com  
www.mainsqueezeonline.com  
☞ A full service homebrewing and  
winemaking supply store. Award win-  
ning brewers helping all brewers!

### Paradise Brewing Supplies

7766 Beechmont Ave.  
Cincinnati, OH 45255  
(513) 232-7271  
info@paradisebrewingsupplies.com  
www.paradisebrewingsupplies.com  
☞ Stop by and see Cincinnati's  
newest homebrew store.

### SABCO Industries

Div. of Kegs.Com Ltd.  
4511 South Ave.  
Toledo, OH 43615  
(419) 531-5347  
office@kegs.com  
BREW-MAGIC.COM  
☞ Since 1961, Sabco offers high  
quality brewer equipment and keg  
user supplies. Creator of the inter-  
nationally popular Brew-Magic Pilot  
Brewing System. Please visit: [BREW-MAGIC.COM](http://BREW-MAGIC.COM)

### The Pumphouse

336 Elm St.  
Struthers, OH 44471  
(330) 755-3642; (800) 947-8677  
pumphouse@excite.com  
☞ Beer and winemaking supplies &  
more!

### Titgemeier's Inc.

701 Western Ave.  
Toledo, OH 43609  
(419) 243-3731  
FAX (419) 243-2097  
titgemeiers@hotmail.com  
www.titgemeiers.com  
☞ An empty fermenter is a lost  
opportunity—order today!

### Winemakers Shop

3517 N High St.  
Columbus, OH 43214  
(614) 263-1744  
www.winemakersshop.com  
☞ Serving Beer and Winemakers  
since 1974.

## Oklahoma

### The Brew Shop

3624 N. Pennsylvania  
Oklahoma City, OK 73112  
(405) 528-5193  
brewshop@swbell.net  
www.thebrewshopokc.com  
☞ Complete line of grain, hops,  
yeast, beer and wine kits. We'll ship  
anywhere! Serving Oklahoma and  
the Brewing Community For Over  
12 Years!

### High Gravity


7164 S Memorial Dr.  
Tulsa, OK 74133  
(918) 461-2605  
store@highgravitybrew.com  
www.highgravitybrew.com  
☞ Build Your Own Beer from one  
convenient page!



## Learn To Brew

2307 South I-35 Service Rd.  
Moore, OK 73160  
(405) 793-BEER  
info@learntobrew.com

www.learntobrew.com

 Learn To Brew is run by a professionally trained brewer and offers a complete line of beer, wine, draft dispense products and equipment and also offers beer and wine classes for all levels.

## Oregon

### Above the Rest

#### Homebrewing Supplies

11945 SW Pacific Hwy. #235  
Tigard, OR 97223  
(503) 968-2736; (503) 639.8265  
Brewnow@netzero.com


## Grains Beans & Things

820 Crater Lake Ave., #113  
Medford, OR 97504  
(541) 499-6777  
FAX (541) 499-6777  
sales@grains-n-beans.com  
www.grains-n-beans.com

 Largest homebrew and wine-making supplier in Southern Oregon. We feature wine, beer, mead, kegging equipment, and cheesemaking supplies and equipment. We offer home coffee roasters and green coffee beans from around the world. Best of all—we offer GREAT CUSTOMER SERVICE! Active AHA members receive 10% off regular price of everything in stock.

## Valley Vintner & Brewer

1699 Willamette St.  
Eugene, OR 97401  
(541) 484-3322  
www.brewabeer.com  
jason@brewabeer.com

 Oregon's premier, full-service, homebrew shop, featuring an unmatched selection of whole hops and organically grown ingredients.

## Pennsylvania

### Keystone Homebrew Supply

779 Bethlehem Pike  
Montgomeryville, PA 18936  
(215) 855-0100  
info@keystonehomebrew.com  
www.keystonehomebrew.com  
 Where winning brewers find quality ingredients and expert advice! Second location to serve you better.

### Keystone Homebrew Supply

599 Main St.  
Bethlehem, PA 18018  
(610) 997-0911  
sales@keystonehomebrew.com  
www.keystonehomebrew.com  
 Where winning brewers find quality ingredients and expert advice!

### Porter House Brew Shop LLC

Pittsburgh North  
1284 Perry Hwy.  
Portersville, PA 16051  
(724) 368-9771  
info@porterhousebrewshop.com  
www.porterhousebrewshop.com  
 Offering home-town customer service and quality products at a fair price. Pittsburgh area's ONLY shop offering 100% organic beer kits.

## Wine, Barley & Hops Homebrew Supply

248 Bustleton Pike  
Feasterville, PA 19053  
(215) 322-4780  
FAX (215) 322-4781  
www.winebarleyandhops.com  
 Your source for premium beer and wine making supplies.

## Wine & Beer Emporium

100 Ridge Rd. Unit #27  
Chadds Ford, PA 19317  
(610) 558-2337  
FAX (610) 558-0410  
winebeeremporium@aol.com  
www.winebeeremporium.com  
 All your home beer and wine making supplies, fine cigars and much more.

## Rhode Island

### Basement BrewHaus LLC

116 Calverly St.  
Providence RI 02908  
(401) 272-9449  
www.basementbrewhaus.com  
 Formerly Basement Brew Hah, since 1992. Under new ownership. Complete beer & wine making supply. Check the site for events, arrivals, rhizome list and catalog. Cheers!



## ADVERTISERS INDEX

Allagash Brewing Co. ....27 www.allagash.com	Danstar .....14 www.Danstar.com	New Belgium Brewing Co. ....Cover 4 www.NewBelgium.com
American Brewers Guild .....25 www.abgbrew.com	Five Star Chemicals .....43 www.fivestarchemicals.com	Northern Brewer .....18 www.northernbrewer.com
American Homebrewers Association .....8, 31 www.beertown.org	Four Points by Sheraton .....6 www.FourPoints.com	Northwestern Extract Co. ....36 www.NWExtract.com
Askiosie Chocolate .....37 www.askiosie.com	Foxx Equipment .....37 www.foxxequipment.com	Quality Wine and Ale .....56 www.HomeBrewIt.com
BA Pub Discount Program .....31, 54 www.beertown.org	Grape and Granary .....26 www.grapeandgranary.com	Quoin Industrial Inc. / Party Pig .....24 www.partypig.com
Bacchus and Barleycorn Ltd. ....34 www.bacchus-barleycorn.com	Great American Beer Festival Pro-Am .....56 www.beertown.org	SABCO .....36 www.Kegs.com
Beer, Beer, & More Beer .....42 www.morebeer.com	HarperCollins .....34 www.harpercollins.com	SAVOR .....59 www.savorcraftbeer.com
Beverage People, The .....48 www.thebeveragepeople.com	High Gravity .....37 www.highgravitybrew.com	Seven Bridges .....43 www.SevenBridges.com
BJ's Restaurants & Brewery .....Cover 2 www.bjsrestaurants.com	Hobby Beverage Equipment .....32 www.minibrew.com	Sierra Nevada Brewing Company .....1 www.sierranevada.com
Blichmann Engineering .....12 www.BlichmannEngineering.com	Home Brewery, The .....31 www.homebrewery.com	St. Louis Wine & Beermaking .....37 www.wineandbeermaking.com
Boston Beer Company .....12 www.BostonBeer.com	Kromedispense - India .....37 www.kromedispense.com	Support Your Local Brewery .....48 www.beertown.org
Brewers Association .....8, 55 www.beertown.org	Larry's Brewing .....15 www.larrysbrewsupply.com	UC Davis Extension .....9 www.extension.ucdavis.edu/brewing
Brewery Ommegang .....21 www.ommegang.com	Michelob Brewing Co. ....10 www.michelob.com	White Labs, Inc. Pure Yeast & Fermentation .....26 www.WhiteLabs.com
Briess Malt & Ingredients Company .....20 www.briess.com	Midwest Homebrew .....48 www.midwestsupplies.com	William's Brewing .....44 www.williamsbrewing.com
Country Wines / South Hills Brewing Supply .....11 www.countrywines.com/www.southhillsbrewing.com	Monster Brewing Hardware .....19 www.monsterbrewinghardware.com	Wyeast Laboratories Inc. ....35 www.wyeastlab.com
Crosby & Baker Ltd. ....14 www.Crosby-Baker.com	Muntions .....Cover 3 www.Muntions.com	

\*Cover 2 is the inside front cover. Cover 3 is the inside back cover. Cover 4 is the outside back cover.



## South Carolina

**Bet-Mar Liquid Hobby Shop**  
736-F Saint Andrews Rd.  
Columbia, SC 29210  
(800) 882-7713; (803) 798-2033  
info@liquidhobby.com  
www.liquidhobby.com  
Over 40 Years of Providing  
Value, Service & Quality for you!

## Tennessee

**All Seasons Gardening  
& Brewing Supply Co.**  
924 8th Ave. South  
Nashville, TN 37203  
(615) 214-5465; (800) 790-2188  
FAX (615) 214-5468  
hydroplant@earthlink.net  
www.allseasonsnashville.com  
Large selection of homebrewing  
and wine making supplies. Visit our  
store or shop online.

**Epicurean Outpost**  
817 West Walnut St. #4  
Johnson City, TN 37604  
(423) 232-1460  
epicureanoutpost@embarqmail.com  
www.epicureanoutpost.com  
East Tennessee's only complete  
home beer, wine and cheese outfit-  
ters. Open Monday through  
Saturday. Cheese making demon-  
strations and craft beer/home brew  
sampling every Saturday.

## Texas

**Austin Homebrew Supply**  
7951 Burnet Rd.  
Austin, TX 78757  
(800) 890-BREW  
www.AustinHomebrew.com  
We're here for you!

**B&S Brewers Guild, Inc.**  
3560 NASA Parkway  
Seabrook, TX 77586  
(832) 225-1314  
brewers@brewersguild.net  
www.brewersguild.net  
We are the Houston/Clear  
Lake/Galveston Bay area's new home  
for homebrewing supplies. We carry  
supplies for the homebrewer including  
beer, wine, mead, cider and soda-  
making supplies and equipment.

**DeFalco's Home Wine  
& Beer Supplies**  
8715 Stella Link  
Houston, TX 77025  
(713) 668-9440; (800) 216-2739  
sales@defalcos.com  
www.defalcos.com  
Providing the best wine & beer  
making supplies & equipment since  
1971!

**Homebrew Headquarters, Inc.**  
300 N. Coit Rd., Ste. 134  
Richardson, TX 75080  
(972) 234-4411; (800) 966-4144  
brewmaster@homebrewhq.com  
www.homebrewhq.com  
Dallas' only homebrew and  
winemaking shop!

**Fort Worth Homebrew**  
2824 SE Loop 820  
Fort Worth, TX 76140  
(800) 482-7397  
FAX (817) 568-4700  
www.thewinemakershop.com  
Proudly serving the home wine  
and beer enthusiast since 1971!

## Utah

**The Beer Nut Inc.**  
1200 South State  
Salt Lake City, UT 84111  
(801) 531-8182; (888) 825-4697  
FAX (801) 531-8605  
sales@beernut.com  
www.beernut.com  
The Beer Nut, Inc. is committed to  
help you brew the best beer possible.

## Virginia

**Blue Ridge Hydroponics &  
Home Brewing Company**  
5524 Williamson Rd. Ste 11  
Roanoke, VA 24012  
(540) 265-2483  
support@blueridgehydroponics.com  
www.blueridgehydroponics.com  
Gardening, BREWING and Wine  
supplies for the 21st Century.

**Fermentation Trap**  
6420 Seminole Trail  
Seminole Place Plaza, #5  
Barboursville, VA 22923  
questions@fermentationtrap.com  
www.fermentationtrap.com  
Your global, yet local winemak-  
ing and beer brewing store.

**HomebrewUSA**  
5802 E Virginia Beach Blvd., #115  
The Shops at JANAF  
Norfolk, VA 23502  
(888) 459-BREW; (757) 459-2739  
www.homebrewusa.com  
Largest Selection of Beer & Wine  
Making Supplies & Equipment in  
Southeastern Virginia!

**myLHBS**  
6201 Leesburg Pike Ste #3  
Falls Church, VA 22044  
(703) 241-3874  
www.myLHBS.com  
Friendly service. Unique and hard-  
to-find ingredients. Store recipes and  
packaged kits. Classes too!

**The WeekEnd Brewer-Home  
Brew Supply (Richmond Area)**  
4205 West Hundred Rd.  
Chester, VA 23831  
(804) 796-9760; (800) 320-1456  
FAX (804) 796-9561  
beerinfo@weekendbrewer.com  
www.weekendbrewer.com

## Washington

**Bader Beer & Wine Supply**  
711 Grand Blvd.  
Vancouver, WA 98661  
(800) 596-3610  
FAX (360) 750-1552  
steve@baderbrewing.com  
www.baderbrewing.com  
Sign up for our E-newsletter at  
baderbrewing.com

**The Beer Essentials**  
2624 S. 112th St. #E-1  
Lakewood, WA 98499  
(877) 557-BREW (2739);  
(253) 581-4288  
order@thebeeressentials.com  
www.thebeeressentials.com  
Secure online ordering.

**The Cellar Homebrew**  
14320 Greenwood Ave. N.  
Seattle, WA 98133  
(206) 365-7660; (800) 342-1871  
FAX (206) 365-7677  
staff@cellar-homebrew.com  
www.cellar-homebrew.com  
Your one-stop shop for all your  
wine cellar and homebrewing  
needs.

**Larry's Brewing Supply**  
**Retail and Wholesale**  
7405 S. 212th St. #103  
Kent, WA 98032  
(800) 441-BREW  
www.LarrysBrewSupply.com

**Mountain Homebrew and  
Wine Supply**  
8520 122nd Ave. NE #B-6  
Kirkland, WA 98033  
(425) 803-3996  
FAX (425) 803-3976  
info@Mountainhomebrew.com  
www.Mountainhomebrew.com  
The Northwest's premier home-  
brewing supply store! We have  
everything you need and more!

**Northwest Brewers Supply**  
1006 6th St.  
Anacortes, WA 98221  
(360) 293-0424  
brew@nwbrewers.com  
www.nwbrewers.com

## Wisconsin

**Bitter Creek Homebrew Supply**  
206 Slinger Rd.  
Slinger, WI 53086  
(262) 644-5799  
FAX (262) 644-7840  
rich@bittercreekhomebrew.com  
www.bittercreekhomebrew.com  
Large Selection of Quality Beer  
and Wine making equipment and  
ingredients.

**Brew & Grow in Brookfield, WI**  
285 N Janacek Rd.  
Brookfield, WI 53045  
(262) 789-0555  
www.altgarden.com  
Show any current homebrew  
club membership card and get 10%  
off your brewing supplies.

**Brew & Grow in Madison, WI**  
3317 Agriculture Dr.  
Madison, WI 53716  
(608) 226-8910  
www.altgarden.com  
Show any current homebrew  
club membership card and get 10%  
off your brewing supplies.

**Homebrew Market, Inc.**  
1326 N. Meade St.  
Appleton, WI 54911  
(800)-261-BEER  
FAX (920) 733-4173  
www.Homebrewmarket.com  
Complete beer, wine and soda  
supply retail store and internet outlet!

**Point Brew Supply, LLC**  
1816 Post Rd.  
Plover, WI 54467  
(715) 342-9535  
marc@pointbrewsupply.com  
www.pointbrewsupply.com  
Wisconsin's Largest Homebrew  
Supplier!

**The Purple Foot, Inc.**  
3167 S. 92nd St.  
Milwaukee, WI 53227  
(414) 327-2130  
FAX (414) 327-6682  
wineandbeer@purplefootusa.com  
www.purplefootusa.com

For listing information, call  
**Stephanie Hutton at 303-  
447-0816 ext. 109 or email hut-  
ton@brewersassociation.org**



# Utah Legalizes Homebrewing



**S**tarting May 12, 2009, residents of Utah will be free to homebrew legally for the first time in 90 years. It has been 10 years since any state has legalized homebrewing — Idaho was the last in 1999.

The latest push to legalize homebrewing in Utah got started when I was contacted by Douglas Wawrzynski, a homebrewer and law student at the University of Utah, in January 2008. As an aspiring attorney, Wawrzynski had particular reason to be concerned about engaging in a hobby that was technically not legal, since he would have to demonstrate “character fitness” to be accepted to the Utah Bar Association.

Wawrzynski contacted Rep. Christine Johnson about sponsoring a bill to legalize homebrewing in Utah, and she agreed. Just three weeks after Wawrzynski had originally contacted me, HB 425 had been drafted and introduced into the Utah House of Representatives.

The House passed HB 425 by a vote of 55 to 13, but it died in the Senate, where at the end of the legislative session the Senate refused to hear any House bills in retaliation for House action on an unrelated Senate bill.

Rep. Johnson graciously agreed to sponsor the bill, designated HB 51, again for the 2009 legislative session. This time we got a head start with a pre-session hearing

of the Business and Labor Interim Committee in November 2008. On January 28, 2009, the House passed HB 51 by a 66 to 7 margin.

From there, it moved on to the Senate. Just before the bill was to go to a final vote, an amendment was added restricting the amount of homebrewed beer and wine that could be removed for purposes other than personal use at home. The amended bill passed the full Senate by a wide margin, but the House thankfully rejected the amendment as too restrictive. This forced the bill to a Conference Committee made up of members of both the House and Senate. The Conference Committee broadened the amendment and sent it on to the Senate, where it was passed 23 to 3. The House passed this new version of the bill the next day and sent it on to Gov. Jon M. Huntsman, Jr., who signed it on March 24.

It has been a great honor for me to work alongside the homebrewers of Utah

throughout this process. At the two Utah legislative committee hearings I testified before, not only was there an impressive turnout of Utah brewers, but at both hearings, the committee members specifically commented on the number of contacts they had received from Utah homebrewers urging their support for the bill. Throughout the legislative process, we sent messages to AHA members, The Beer Nut homebrew shop sent messages to customers, and several Utah breweries sent e-mails to their lists, updating Utah residents on when and whom to contact in support of the homebrew bill.

The response was tremendous. The legalization of homebrewing in Utah is a direct result of the perseverance of the state’s homebrewers through the confusing and often frustrating legislative process. Congratulations to the homebrewers of Utah!

**Gary Glass is director of the American Homebrewers Association.**



From left: The Beer Nut manager Jamie Burnham, AHA member Allen Sanderson, The Beer Nut owner Mark Alston, Rep. Christine Johnson, AHA Director Gary Glass, AHA members Douglas Wawrzynski and Nicole Salazar.



# Brew with style

***Muntons***

To brew the world's most celebrated beerstyles you need quality ingredients you can trust. And when it comes to quality ingredients, you can't buy better than Muntons.

English maltsters Muntons produce a range of specialist kits and brewer's malts to help you make authentic, stylish beers and ales of distinction. Use a kit for ease and speed or select a Muntons grain malt for the ultimate personal touch.

Remember, whatever beerstyle and method you choose, there's always a Muntons product to suit your needs.

Experience all the taste and style of the world's finest beers. Ask your homebrew store about Muntons.


***Muntons*** pilsner • bitter • lager • stout • ipa • kits • improvers • malts • and more...

Muntons homebrew products are made in England.

For more information contact: Muntons plc, Cedars Maltings, Stowmarket, Suffolk England IP14 2AG. 0044 14 49 61 83 00

[www.muntons.com](http://www.muntons.com)





Why create beers as imaginative as they are delicious?  
Ask New Belgium's brewmaster Peter Bouckaert and you'll get an  
earful about Surrealist art, untranslatable Flemish sayings, and why  
he painted his house blue. Which is to say, the answer is best tasted.  
For more of the unconventional, stop by [newbelgium.com](http://newbelgium.com).



*Follow your folly. Ours is beer.*

BEERS AND ALES BREWED BY NEW BELGIUM BREWING FORT COLLINS, CO.